



Micro-DC Series

MDC (M12) Series, A-coded

Over-Molded Cordsets | Armored Cordsets | Receptacles | Field Wireables | Accessories

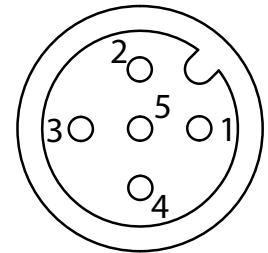
UL File #:
E149111



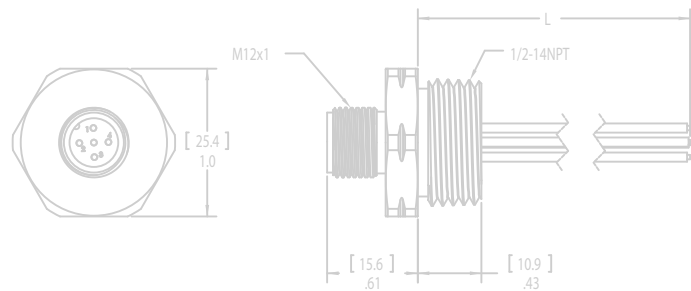
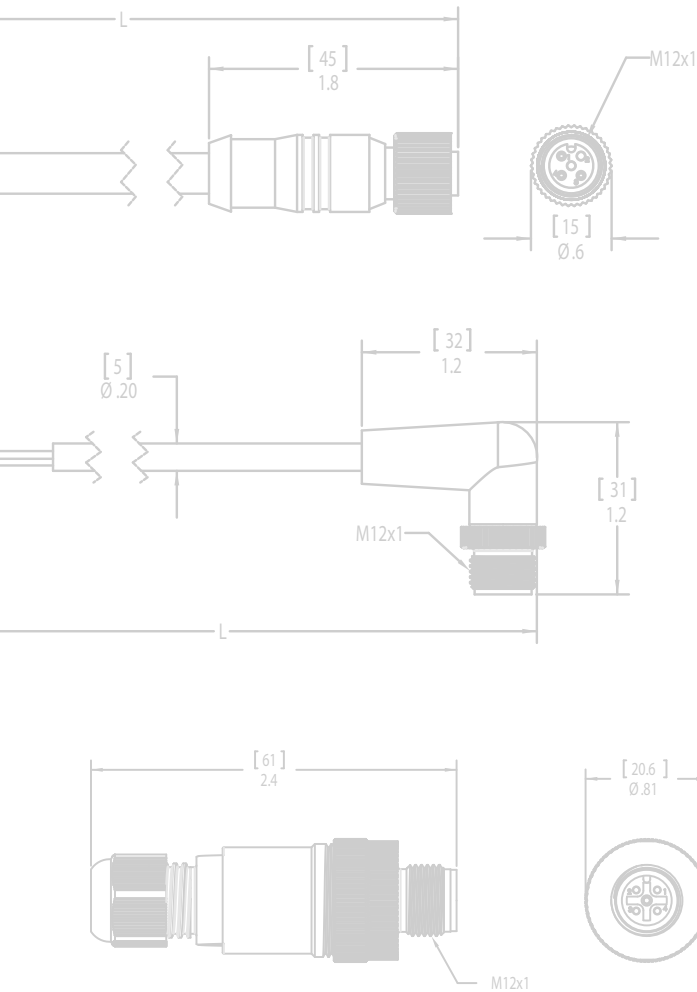
The Micro-DC (MDC) series, also known as Micro-change or M12, is one of the most widely used industrial quick disconnects in the industrial market. Despite the name, these euro-style connectors can be used in both AC or DC applications. They are commonly used in factory automation for items such as sensors, actuators, motors, switches, safety light curtains, mats, and interlock switches to name a few.

MDC : Micro-DC

The MDC series has a single keyway which is known as A-coded. The commonly used industry term "M12" is in reference to the coupling thread used to connect the MDC cables to the mating receptacles. The MDC product is offered in 2-8 and 12 pole configurations with a variety of outer jacket materials, and other options. The euro color code (without a ground wire) and the single keyway (A-Coded) distinguishes the MDC from other connectors that are similar in size and function.



A-coded



H

Micro-DC (M12) Series

Micro-DC Series

MDC (M12) Series, A-coded



Contents

Cordsets	Part Number Matrix	H-3
	Straight	H-4 ~ H-15
	Right Angle	H-16 ~ H-23
	With LEDs	H-24
	Double Ended	H-25 ~ H-33
	Armored	H-34
Field Wireable Plugs		H-35 ~ H-38
“Y” Connectors		H-39
Splitters		H-40
Cordset Accessories	Closure Caps & Plugs	H-41
	Raw Cables	H-42 ~ H-44
Receptacles	Part Number Matrix	H-45
	Index	H-46 ~ H-50
	Front Mount	H-51 ~ H-60
	Front Locking Mount	H-61 ~ H-62
	Solder Cup	H-63 ~ H-64
	Back Mount	H-65 ~ H-66
	PCB Mount	H-67 ~ H-60
	Panel Mount	H-71 ~ H-72
Through Panel Mount	H-73	
Solder Cup Inserts		H-74
Conduit Adapters		H-75
Receptacle Accessories	Closure Caps & Plugs	H-41
	Jam Nuts	H-76

H

Micro-DC (M12) Series



MDC (M12) Series Cordsets

MDC Series Cordset Part Number Matrix



Not all options available with all cordsets, please consult factory.

MDC [] - [] [] - [] - [] - [] - [] - []

Cable Type

- Blank = PVC
- B = PVC / Braided Shield
- P = PUR
- PQ = PUR / Coiled Cable
- PM = PUR / Foil Shield
- PB = PUR / Braided Shield
- M = Foil Shield
- W = TPE
- WF = TPE / Hi-Flex

Number of Conductors

- 2
- 3
- 4
- 5
- 6
- 8
- 10
- 12

Connector Configuration

- MP = Male Plug
- FP = Female Plug
- MFP = Male / Female Extension
- MFRP = Male Straight / Female Right Angle
- MRFP = Male Right Angle / Female Straight
- MSP = Male-Shielded to Coupling Nut
- FSP = Female-Shielded to Coupling Nut
- MFPS = Male & Female-Shielded to Coupling Nut
- MFSP = Female Shielded to Coupling Nut / Male Not
- MSFP = Male Shielded to Coupling Nut / Female Not
- "X" = Any of the above followed by an X equals 18awg

Length in Meters

- 1M
- 2M
- 4M
- 5M
- 6M
- 10M
- 15M

Other lengths are available by request.

Armor (See H-34 for more details)

- Blank = No Armor
- A01 = SS w/ Cable Inside
- A02 = SS w/ Discrete Wires
- A02T = SS w/ Teflon Discrete Wires
- A03 = PVC Covered SS w/ Cable Inside
- A04 = PVC Covered SS w/ Discrete Wires
- A50 = Silicone (Stops at Overmold)
- A51 = Silicone (Covers Overmold)

Coupling Nut

- Blank = Nickel plated brass
- SS = Stainless Steel

Cable Color

- Blank = Yellow
- B = Black
- GY = Gray

R/A or Straight

- Blank = Straight *
- R = Right Angle **

* Unless the Connector Configuration is MFRP or MRFP
 ** If single ended cable, right angle connector to flying leads
 If double ended cable, right angle on both connectors

H

Micro-DC (M12) Series Cordsets



MDC (M12) Series Cordsets

2 & 3 Conductor MDC Series Cordsets, 18/20/22AWG



Straight Male Cordsets | 300 Volt, 4 amps | IP69 Rating



H

Micro-DC (M12) Series Cordsets

Connector Body Style	Part Number	Cables	Features	Color Code	Faceview
	MDC-2MPX-**	Yellow PVC AWM 2 X 18 AWG 300V, 4A -40°C to +105°C 7.4mm OD	Industry Standard PVC	3. Brown 4. Blue	 M12x1
	MDC-2MP-**	Yellow PVC AWM 2 X 20 AWG 300V, 4A -40°C to +105°C 5mm OD	Industry Standard PVC		
	MDC-3MPX-**	Yellow PVC AWM 3 X 18 AWG 300V, 4A -40°C to +105°C 7.4mm OD	Industry Standard PVC	1. Brown 3. Blue 4. Black	 M12x1
	MDC-3MP-** (Yellow)	PVC AWM 3 X 22 AWG 300V, 4A -40°C to +105°C 5mm OD	Industry Standard PVC		
	MDC-3MP-**-B (Black)	Yellow PVC AWM With Foil Shield 3 X 22 AWG 300V, 4A -40°C to +105°C 5mm OD	Industry Standard PVC Foil Shield		
	MDCP-3MP-**	Yellow PUR 3 X 22 AWG 300V, 4A -40°C to +80°C 5mm OD	Oil and Cutting Fluid Resistant Cut Resistant PUR		

** Lengths in meters. Standard cable lengths are 1, 2, 4, 5, 6, 10 & 15 meters. Consult the factory for other lengths.

Standard coupling nut is nickel plated brass, for stainless steel coupling nut add a "-SS" suffix. (e.g. MDC-3MPX-1M becomes MDC-3MPX-1M-SS)



MDC (M12) Series Cordsets

2 & 3 Conductor MDC Series Cordsets, 18/20/22AWG



Straight Female Cordsets | 300 Volt, 4 amps | IP69 Rating



Connector Body Style	Part Number	Cables	Features	Color Code	Faceview
	MDC-2FPX-**	Yellow PVC AWM 2 X 18 AWG 300V, 4A -40°C to +105°C 7.4mm OD	Industry Standard PVC	1. Not Used 2. Not Used 3. Brown 4. Blue 5. Not Used	 M12x1
	MDC-2FP-**	Yellow PVC AWM 2 X 20 AWG 300V, 4A -40°C to +105°C 5mm OD	Industry Standard PVC		
	MDC-3FPX-**	Yellow PVC AWM 3 X 18 AWG 300V, 4A -40°C to +105°C 7.4mm OD	Industry Standard PVC	1. Brown 2. Not Used 3. Blue 4. Black 5. Not Used	 M12x1
	MDC-3FP-** (Yellow) MDC-3FP-**-B (Black)	PVC AWM 3 X 22 AWG 300V, 4A -40°C to +105°C 5mm OD	Industry Standard PVC		
	MDCM-3FP-**	Yellow PVC AWM With Foil Shield 3 X 22 AWG 300V, 4A -40°C to +105°C 5mm OD	Industry Standard PVC Foil Shield		
	MDCP-3FP-**	Yellow PUR 3 X 22 AWG 300V, 4A -40°C to +80°C 5mm OD	Oil and Cutting Fluid Resistant Cut Resistant PUR		

** Lengths in meters. Standard cable lengths are 1, 2, 4, 5, 6, 10 & 15 meters. Consult the factory for other lengths.

2~5 Pole females will have all 5 contact holes in the connector.

Standard coupling nut is nickel plated brass, for stainless steel coupling nut add a "-SS" suffix. (e.g. MDC-3FPX-1M becomes MDC-3FPX-1M-SS)

H

Micro-DC (M12) Series Cordsets



MDC (M12) Series Cordsets

4 Conductor MDC Series Cordsets, 18AWG



Straight Male Cordsets | 300 Volt, 4 amps | IP69 Rating



Connector Body Style	Part Number	Cables	Features	Color Code	Faceview
	MDC-4MPX-** (Yellow)	Yellow PVC AWM 4 X 18 AWG 300V, 4A	Industry Standard PVC	1. Brown 2. White 3. Blue 4. Black	 M12x1
	MDC-4MPX-**-B (Black)	-40°C to +105°C 7.4mm OD			
	MDCP-4MPX-**	Yellow PUR AWM 4 X 18 AWG 300V, 4A -40°C to +80°C 7.4mm OD	Oil and Cutting Fluid Resistant Cut Resistant PUR		
MDCW-4MPX-**	Yellow TPE AWM 4 X 18 AWG 300V, 4A -40°C to +80°C 7.4mm OD	Weld Slag Resistant TPE			

** Lengths in meters. Standard cable lengths are 1, 2, 4, 5, 6, 10 & 15 meters. Consult the factory for other lengths.

Standard coupling nut is nickel plated brass, for stainless steel coupling nut add a "-SS" suffix. (e.g. MDC-4MPX-1M becomes MDC-4MPX-1M-SS)

H

Micro-DC (M12) Series Cordsets



MDC (M12) Series Cordsets

4 Conductor MDC Series Cordsets, 18AWG



Straight Female Cordsets | 300 Volt, 4 amps | IP69 Rating



Connector Body Style	Part Number	Cables	Features	Color Code	Faceview
	MDC-4FPX-** (Yellow) MDC-4FPX-**-B (Black)	PVC AWM 4 X 18 AWG 300V, 4A -40°C to +105°C 7.4mm OD	Industry Standard PVC	1. Brown 2. White 3. Blue 4. Black 5. Not Used	 M12x1
	MDCP-4FPX-**	Yellow PUR AWM 4 X 18 AWG 300V, 4A -40°C to +80°C 7.4mm OD	Oil and Cutting Fluid Resistant Cut Resistant PUR		
	MDCW-4FPX-**	Yellow TPE AWM 4 X 18 AWG 300V, 4A -40°C to +80°C 7.4mm OD	Weld Slag Resistant TPE		

** Lengths in meters. Standard cable lengths are 1, 2, 4, 5, 6, 10 & 15 meters. Consult the factory for other lengths.

2~5 Pole females will have all 5 contact holes in the connector.

Standard coupling nut is nickel plated brass, for stainless steel coupling nut add a "-SS" suffix. (e.g. MDC-4FPX-1M becomes MDC-4FPX-1M-SS)

H

Micro-DC (M12) Series Cordsets



MDC (M12) Series Cordsets

4 Conductor MDC Series Cordsets, 22AWG



Straight Male Cordsets | 300 Volt, 4 amps | IP69 Rating



H

Micro-DC (M12) Series Cordsets

Connector Body Style	Part Number	Cables	Features	Color Code	Faceview
	MDC-4MP-** (Yellow) MDC-4MP-**-B (Black)	PVC AWM 4 X 22 AWG 300V, 4A -40°C to +105°C 5mm OD	Industry Standard PVC	1. Brown 2. White 3. Blue 4. Black	 M12 x 1
	MDCM-4MP-**	Yellow PVC AWM With Foil Shield 4 X 22 AWG 300V, 4A -40°C to +105°C 5mm OD	Industry Standard PVC Foil Shield		
	MDCM-4MSP-**	Yellow PVC AWM With Foil Shield 4 X 22 AWG 300V, 4A -40°C to +105°C 5mm OD	Industry Standard PVC Foil Shield to the Coupling Nut		
	MDCP-4MP-**	Yellow PUR AWM 4 X 22 AWG 300V, 4A -40°C to +80°C 5mm OD	Oil and Cutting Fluid Resistant Cut Resistant PUR		
	MDCW-4MP-**	Yellow TPE AWM 4 X 22 AWG 300V, 4A -40°C to +80°C 5mm OD	Weld Slag Resistant TPE		
	MDCWF-4MP-**	Black TPE AWM 4 X 22 AWG 300V, 4A -40°C to +80°C 5mm OD	Hi-Flex Weld Slag Resistant TPE		
		MDCPQ-4MP-**	Yellow PUR AWM 4 X 22 AWG 300V, 4A -40°C to +80°C 5mm OD		

** Lengths in meters. Standard cable lengths are 1, 2, 4, 5, 6, 10 & 15 meters. Consult factory for other lengths.

Black and gray cables are available on some versions, please consult the factory.

Standard coupling nut is nickel plated brass, for stainless steel coupling nut add a "SS" suffix. (e.g. MDC-4MP-1M becomes MDC-4MP-1M-SS)



MDC (M12) Series Cordsets

4 Conductor MDC Series Cordsets, 22AWG



Straight Female Cordsets | 300 Volt, 4 amps | IP69 Rating



Connector Body Style	Part Number	Cables	Features	Color Code	Faceview
	MDC-4FP-** (Yellow) MDC-4FP-**-B (Black)	PVC AWM 4 X 22 AWG 300V, 4A -40°C to +105°C 5mm OD	Industry Standard PVC	1. Brown 2. White 3. Blue 4. Black 5. Not Used	 M12 x 1
	MDCM-4FP-**	Yellow PVC AWM With Foil Shield 4 X 22 AWG 300V, 4A -40°C to +105°C 5mm OD	Industry Standard PVC Foil Shield		
	MDCM-4FSP-**	Yellow PVC AWM With Foil Shield 4 X 22 AWG 300V, 4A -40°C to +105°C 5mm OD	Industry Standard PVC Foil Shield to the Coupling Nut		
	MDCP-4FP-**	Yellow PUR AWM 4 X 22 AWG 300V, 4A -40°C to +80°C 5mm OD	Oil and Cutting Fluid Resistant Cut Resistant PUR		
	MDCW-4FP-**	Yellow TPE AWM 4 X 22 AWG 300V, 4A -40°C to +80°C 5mm OD	Weld Slag Resistant TPE		
	MDCWF-4FP-**	Black TPE AWM 4 X 22 AWG 300V, 4A -40°C to +80°C 5mm OD	Hi-Flex Weld Slag Resistant TPE		
		MDCPQ-4FP-**	Yellow PUR AWM 4 X 22 AWG 300V, 4A -40°C to +80°C 5mm OD		

** Lengths in meters. Standard cable lengths are 1, 2, 4, 5, 6, 10 & 15 meters. Consult factory for other lengths.

2~5 Pole females will have all 5 contact holes in the connector.

Black and gray cables are available on some versions, please consult the factory.

Standard coupling nut is nickel plated brass, for stainless steel coupling nut add a "-SS" suffix. (e.g. MDC-4FP-1M becomes MDC-4FP-1M-SS)

H

Micro-DC (M12) Series Cordsets



MDC (M12) Series Cordsets

5 Conductor MDC Series Cordsets, 18/22AWG



Straight Male Cordsets | 300 Volt, 4 amps | IP69 Rating



H

Micro-DC (M12) Series Cordsets

Connector Body Style	Part Number	Cables	Features	Color Code	Faceview
	MDC-5MPX-** (Yellow)	Yellow PVC AWM 5 X 18 AWG 300V, 4A -40°C to +105°C 7.4mm OD	Industry Standard PVC	1. Brown 2. White 3. Blue 4. Black 5. Gray	
	MDC-5MPX-**-B (Black)				
	MDC-5MP-** (Yellow)	PVC AWM 5 X 22 AWG 300V, 4A -40°C to +105°C 5.8mm OD	Industry Standard PVC		
	MDC-5MP-**-B (Black)				
	MDCM-5MP-**	Yellow PVC AWM With Foil Shield 5 X 22 AWG 300V, 4A -40°C to +105°C 5.8mm OD	Industry Standard PVC Foil Shield		
	MDCM-5MSP-**	Yellow PVC AWM With Foil Shield 5 X 22 AWG 300V, 4A -40°C to +105°C 5.8mm OD	Industry Standard PVC Foil Shield to the Coupling Nut		
	MDCP-5MP-**	Yellow PUR AWM 5 X 22 AWG 300V, 4A -40°C to +80°C 5.8mm OD	Oil and Cutting Fluid Resistant Cut Resistant PUR		
MDCWF-5MP-**-B	Black TPE AWM 5 X 22 AWG 300V, 4A -40°C to +80°C 5.2mm OD	Hi-Flex Weld Slag Resistant TPE			

** Lengths in meters. Standard cable lengths are 1, 2, 4, 5, 6, 10 & 15 meters. Consult the factory for other lengths.

Standard coupling nut is nickel plated brass, for stainless steel coupling nut add a "-SS" suffix. (e.g. MDC-5MPX-1M becomes MDC-5MPX-1M-SS)



MDC (M12) Series Cordsets

5 Conductor MDC Series Cordsets, 18/22AWG



Straight Female Cordsets | 300 Volt, 4 amps | IP69 Rating



Connector Body Style	Part Number	Cables	Features	Color Code	Faceview
	MDC-5FPX-** (Yellow) MDC-5FPX-**-B (Black)	Yellow PVC AWM 5 X 18 AWG 300V, 4A -40°C to +105°C 7.4mm OD	Industry Standard PVC	1. Brown 2. White 3. Blue 4. Black 5. Gray	 M12x1
	MDC-5FP-** (Yellow) MDC-5FP-**-B (Black)	PVC AWM 5 X 22 AWG 300V, 4A -40°C to +105°C 5.8mm OD	Industry Standard PVC		
	MDCM-5FP-**	Yellow PVC AWM With Foil Shield 5 X 22 AWG 300V, 4A -40°C to +105°C 5.8mm OD	Industry Standard PVC Foil Shield		
	MDCM-5FSP-**	Yellow PVC AWM With Foil Shield 5 X 22 AWG 300V, 4A -40°C to +105°C 5.8mm OD	Industry Standard PVC Foil Shield to the Coupling Nut		
	MDCP-5FP-**	Yellow PUR AWM 5 X 22 AWG 300V, 4A -40°C to +80°C 5.8mm OD	Oil and Cutting Fluid Resistant Cut Resistant PUR		
	MDCWF-5FP-**-B	Black TPE AWM 5 X 22 AWG 300V, 4A -40°C to +80°C 5.2mm OD	Hi-Flex Weld Slag Resistant TPE		

** Lengths in meters. Standard cable lengths are 1, 2, 4, 5, 6, 10 & 15 meters. Consult the factory for other lengths.

2~5 Pole females will have all 5 contact holes in the connector.

Standard coupling nut is nickel plated brass, for stainless steel coupling nut add a "-SS" suffix. (e.g. MDC-5FPX-1M becomes MDC-5FPX-1M-SS)

H

Micro-DC (M12) Series Cordsets



MDC (M12) Series Cordsets

6 & 8 Conductor MDC Series Cordsets, 24AWG



Straight Male Cordsets | 60 Volt, 2 amps | IP67 Rating



H

Micro-DC (M12) Series Cordsets

Connector Body Style	Part Number	Cables	Features	Color Code	Faceview
	MDCM-6MP-**-	Yellow PVC AWM With Foil Shield 6 X 24 AWG 60V, 2A -40°C to +105°C 5.8mm OD	Industry Standard PVC Foil Shield	1. Brown 2. White 3. Blue 4. Black 5. Gray 6. Pink	 M12 x 1
	MDCM-6MSP-**-	Yellow PVC AWM With Foil Shield 6 X 24 AWG 60V, 2A -40°C to +105°C 6mm OD	Industry Standard PVC Foil Shield to the Coupling Nut		
	MDCM-8MP-**-	Yellow PVC AWM With Foil Shield 8 X 24 AWG 60V, 2A -40°C to +105°C 6mm OD	Industry Standard PVC Foil Shield	1. White 2. Brown 3. Green 4. Yellow 5. Gray 6. Pink 7. Blue 8. Red	 M12 x 1
	MDCM-8MSP-**-	Yellow PVC AWM With Foil Shield 8 X 24 AWG 60V, 2A -40°C to +105°C 6mm OD	Industry Standard PVC Foil Shield to the Coupling Nut		
	MDCP-8MP-**- (Yellow)	PUR AWM With Foil Shield 8 X 24 AWG 60V, 2A -40°C to +80°C 6mm OD	Oil and Cutting Fluid Resistant Cut Resistant PUR Foil Shield		
	MDCP-8MP-**-B (Black)	PUR AWM With Foil Shield 8 X 24 AWG 60V, 2A -40°C to +80°C 6mm OD	Oil and Cutting Fluid Resistant Cut Resistant PUR Foil Shield		
	MDCP-8MSP-**-	Yellow PUR AWM With Foil Shield 8 X 24 AWG 60V, 2A -40°C to +80°C 6mm OD	Oil and Cutting Fluid Resistant Cut Resistant PUR Foil Shield to the Coupling Nut		
	MDCW-8MP-**-	Yellow TPE AWM With Foil Shield 8 X 24 AWG 60V, 2A -40°C to +80°C 6mm OD	Weld Slag Resistant TPE Foil Shield		
	MDCW-8MSP-**-	Yellow TPE AWM With Foil Shield 8 X 24 AWG 60V, 2A -40°C to +80°C 6mm OD	Weld Slag Resistant TPE Foil Shield to the Coupling Nut		

** Lengths in meters. Standard cable lengths are 1, 2, 4, 5, 6, 10 & 15 meters. Consult factory for other lengths.

Black and gray cables are available on some versions, please consult the factory.

Standard coupling nut is nickel plated brass, for stainless steel coupling nut add a "SS" suffix. (e.g. MDCP-8MP-1M becomes MDCP-8MP-1M-SS)



MDC (M12) Series Cordsets

6 & 8 Conductor MDC Series Cordsets, 24AWG



Straight Female Cordsets | 60 Volt, 2 amps | IP67 Rating



Connector Body Style	Part Number	Cables	Features	Color Code	Faceview
	MDCM-6FP-**	Yellow PVC AWM With Foil Shield 6 X 24 AWG 60V, 2A -40°C to +105°C 5.8mm OD	Industry Standard PVC Foil Shield	1. Brown 2. White 3. Blue 4. Black 5. Gray 6. Pink 7. Not Used 8. Not Used	 M12 x 1
	MDCM-6FSP-**	Yellow PVC AWM With Foil Shield 6 X 24 AWG 60V, 2A -40°C to +105°C 6mm OD	Industry Standard PVC Foil Shield to the Coupling Nut		
	MDCM-8FP-**	Yellow PVC AWM With Foil Shield 8 X 24 AWG 60V, 2A -40°C to +105°C 6mm OD	Industry Standard PVC Foil Shield	1. White 2. Brown 3. Green 4. Yellow 5. Gray 6. Pink 7. Blue 8. Red	 M12 x 1
	MDCM-8FSP-**	Yellow PVC AWM With Foil Shield 8 X 24 AWG 60V, 2A -40°C to +105°C 6mm OD	Industry Standard PVC Foil Shield to the Coupling Nut		
	MDCP-8FP-** (Yellow)	PUR AWM With Foil Shield 8 X 24 AWG 60V, 2A -40°C to +80°C 6mm OD	Oil and Cutting Fluid Resistant Cut Resistant PUR Foil Shield		
	MDCP-8FP-**-B (Black)	PUR AWM With Foil Shield 8 X 24 AWG 60V, 2A -40°C to +80°C 6mm OD	Oil and Cutting Fluid Resistant Cut Resistant PUR Foil Shield		
	MDCP-8FSP-**	Yellow PUR AWM With Foil Shield 8 X 24 AWG 60V, 2A -40°C to +80°C 6mm OD	Oil and Cutting Fluid Resistant Cut Resistant PUR Foil Shield to the Coupling Nut		
	MDCW-8FP-**	Yellow TPE AWM With Foil Shield 8 X 24 AWG 60V, 2A -40°C to +80°C 6mm OD	Weld Slag Resistant TPE Foil Shield		
MDCW-8FSP-**	Yellow TPE AWM With Foil Shield 8 X 24 AWG 60V, 2A -40°C to +80°C 6mm OD	Weld Slag Resistant TPE Foil Shield to the Coupling Nut			

** Lengths in meters. Standard cable lengths are 1, 2, 4, 5, 6, 10 & 15 meters. Consult factory for other lengths.

Black and gray cables are available on some versions, please consult the factory.

Standard coupling nut is nickel plated brass, for stainless steel coupling nut add a "-SS" suffix. (e.g. MDCP-8FP-1M becomes MDCP-8FP-1M-SS)

H
Micro-DC (M12) Series Cordsets



MDC (M12) Series Cordsets

10 & 12 Conductor MDC Series Cordsets, 24AWG



Straight Male Cordsets | 60 Volt, 2 amps | IP67 Rating



Connector Body Style	Part Number	Cables	Features	Color Code	Faceview
	MDCPM-10MP-**-B	Black PUR AWM With Foil Shield 10 X 24 AWG 60V, 2A -40°C to +80°C 6.7mm OD	Oil and Cutting Fluid Resistant Cut Resistant PUR Foil Shield	1. White 2. Brown 3. Green 4. Yellow 5. Gray 6. Pink 7. Blue 8. Red 9. Orange 10. Tan	 M12 x 1
	MDCM-12MP-**-B	Black PVC AWM With Foil Shield 12 X 24 AWG 60V, 2A -40°C to +105°C 6.7mm OD	Industry Standard PVC Foil Shield	1. White 2. Brown 3. Green 4. Yellow 5. Gray 6. Pink 7. Blue 8. Red 9. Orange 10. Tan 11. Black 12. Violet	 M12 x 1
	MDCPM-12MP-**-B	Black PUR AWM With Foil Shield 12 X 24 AWG 60V, 2A -40°C to +80°C 6.7mm OD	Oil and Cutting Fluid Resistant Cut Resistant PUR Foil Shield		

H

Micro-DC (M12) Series Cordsets

** Lengths in meters. Standard cable lengths are 1, 2, 4, 5, 6, 10 & 15 meters. Consult factory for other lengths.

Black and gray cables are available on some versions, please consult the factory.

Standard coupling nut is nickel plated brass, for stainless steel coupling nut add a "SS" suffix. (e.g. MDCM-12MP-1M-B becomes MDCM-12MP-1M-B-SS)



MDC (M12) Series Cordsets

10 & 12 Conductor MDC Series Cordsets, 24AWG



Straight Female Cordsets | 60 Volt, 2 amps | IP67 Rating



Connector Body Style	Part Number	Cables	Features	Color Code	Faceview
	MDCPM-10FP-**-B	Black PUR AWM With Foil Shield 10 X 24 AWG 60V, 2A -40°C to +80°C 6.7mm OD	Oil and Cutting Fluid Resistant Cut Resistant PUR Foil Shield	1. White 2. Brown 3. Green 4. Yellow 5. Gray 6. Pink 7. Blue 8. Red 9. Orange 10. Tan 11. Not Used 12. Not Used	<p>M12 x 1</p>
	MDCM-12FP-**-B	Black PVC AWM With Foil Shield 12 X 24 AWG 60V, 2A -40°C to +105°C 6.7mm OD	Industry Standard PVC Foil Shield	1. White 2. Brown 3. Green 4. Yellow 5. Gray 6. Pink 7. Blue 8. Red 9. Orange 10. Tan 11. Black 12. Violet	<p>M12 x 1</p>
	MDCPM-12FP-**-B	Black PUR AWM With Foil Shield 12 X 24 AWG 60V, 2A -40°C to +80°C 6.7mm OD	Oil and Cutting Fluid Resistant Cut Resistant PUR Foil Shield		

H
 Micro-DC (M12) Series Cordsets

** Lengths in meters. Standard cable lengths are 1, 2, 4, 5, 6, 10 & 15 meters. Consult factory for other lengths.

Black and gray cables are available on some versions, please consult the factory.

Standard coupling nut is nickel plated brass, for stainless steel coupling nut add a “SS” suffix. (e.g. MDCM-12FP-1M becomes MDCM-12FP-1M-B-SS)



MDC (M12) Series Cordsets

2 & 3 Conductor MDC Series Cordsets, 18/20/22AWG



Right Angle Male Cordsets | 300 Volt, 4 amps | IP69 Rating



H

Micro-DC (M12) Series Cordsets

Connector Body Style	Part Number	Cables	Features	Color Code	Faceview
	MDC-2MPX-**-R	Yellow PVC AWM 2 X 18 AWG 300V, 4A -40°C to +105°C 7.4mm OD	Industry Standard PVC	3. Brown 4. Blue	 M12x1
	MDC-2MP-**-R	Yellow PVC AWM 2 X 20 AWG 300V, 4A -40°C to +105°C 5mm OD	Industry Standard PVC		
	MDC-3MPX-**-R	Yellow PVC AWM 3 X 18 AWG 300V, 4A -40°C to +105°C 7.4mm OD	Industry Standard PVC	1. Brown 3. Blue 4. Black	 M12x1
	MDC-3MP-**-R	Yellow PVC AWM 3 X 22 AWG 300V, 4A -40°C to +105°C 5mm OD	Industry Standard PVC		
	MDCM-3MP-**-R	Yellow PVC AWM With Foil Shield 3 X 22 AWG 300V, 4A -40°C to +105°C 5mm OD	Industry Standard PVC Foil Shield		
	MDCP-3MP-**-R	Yellow PUR AWM 3 X 22 AWG 300V, 4A -40°C to +80°C 5mm OD	Oil and Cutting Fluid Resistant Cut Resistant PUR		

** Lengths in meters. Standard cable lengths are 1, 2, 4, 5, 6, 10 & 15 meters. Consult the factory for other lengths.

Standard coupling nut is nickel plated brass, for stainless steel coupling nut add a "-SS" suffix.(e.g. MDC-3MPX-1M-R becomes MDC-3MPX-1M-R-SS)



MDC (M12) Series Cordsets

2 & 3 Conductor MDC Series Cordsets, 18/20/22AWG



Right Angle Female Cordsets | 300 Volt, 4 amps | IP69 Rating



Connector Body Style	Part Number	Cables	Features	Color Code	Faceview
	MDC-2FPX-**-R	Yellow PVC AWM 2 X 18 AWG 300V, 4A -40°C to +105°C 7.4mm OD	Industry Standard PVC	1. Not Used 2. Not Used 3. Brown 4. Blue 5. Not Used	 M12x1
	MDC-2FP-**-R	Yellow PVC AWM 2 X 20 AWG 300V, 4A -40°C to +105°C 5mm OD	Industry Standard PVC		
	MDC-3FPX-**-R	Yellow PVC AWM 3 X 18 AWG 300V, 4A -40°C to +105°C 7.4mm OD	Industry Standard PVC	1. Brown 2. Not Used 3. Blue 4. Black 5. Not Used	 M12x1
	MDC-3FP-**-R	Yellow PVC AWM 3 X 22 AWG 300V, 4A -40°C to +105°C 5mm OD	Industry Standard PVC		
	MDCM-3FP-**-R	Yellow PVC AWM With Foil Shield 3 X 22 AWG 300V, 4A -40°C to +105°C 5mm OD	Industry Standard PVC Foil Shield		
	MDCP-3FP-**-R	Yellow PUR AWM 3 X 22 AWG 300V, 4A -40°C to +80°C 5mm OD	Oil and Cutting Fluid Resistant Cut Resistant PUR		

** Lengths in meters. Standard cable lengths are 1, 2, 4, 5, 6, 10 & 15 meters. Consult the factory for other lengths.

2~5 Pole females will have all 5 contact holes in the connector.

Standard coupling nut is nickel plated brass, for stainless steel coupling nut add a "-SS" suffix. (e.g. MDC-3FPX-1M-R becomes MDC-3FPX-1M-R-SS)

H
Micro-DC (M12) Series Cordsets



MDC (M12) Series Cordsets

4 Conductor MDC Series Cordsets, 18/22AWG



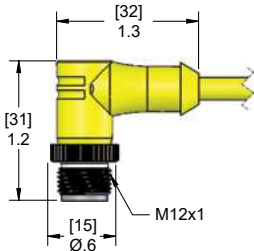
Right Angle Male Cordsets | 300 Volt, 4 amps | IP69 Rating



H

Micro-DC (M12) Series Cordsets

Connector Body Style	Part Number	Cables	Features	Color Code	Faceview
	MDC-4MPX-**-R (Yellow) MDC-4MPX-**-R-B (Black)	PVC AWM 4 X 18 AWG 300V, 4A -40°C to +105°C 7.4mm OD	Industry Standard PVC	1. Brown 2. White 3. Blue 4. Black	 M12x1
	MDCP-4MPX-**-R	Yellow PUR AWM 4 X 18 AWG 300V, 4A -40°C to +80°C 7.4mm OD	Oil and Cutting Fluid Resistant Cut Resistant PUR		
	MDCW-4MPX-**-R	Yellow TPE AWM 4 X 18 AWG 300V, 4A -40°C to +80°C 7.4mm OD	Weld Slag Resistant TPE		
	MDC-4MP-**-R (Yellow) MDC-4MP-**-R-B (Black)	PVC AWM 4 X 22 AWG 300V, 4A -40°C to +105°C 5mm OD	Industry Standard PVC		
	MDCM-4MP-**-R	Yellow PVC AWM With Foil Shield 4 X 22 AWG 300V, 4A -40°C to +105°C 5mm OD	Industry Standard PVC Foil Shield		
	MDCP-4MP-**-R	Yellow PUR AWM 4 X 22 AWG 300V, 4A -40°C to +80°C 5mm OD	Oil and Cutting Fluid Resistant Cut Resistant PUR		
	MDCW-4MP-**-R	Yellow TPE AWM 4 X 22 AWG 300V, 4A -40°C to +80°C 5mm OD	Weld Slag Resistant TPE		
	MDCWF-4MP-**-R	Black TPE AWM 4 X 22 AWG 300V, 4A -40°C to +80°C 5mm OD	Hi-Flex Weld Slag Resistant TPE		



** Lengths in meters. Standard cable lengths are 1, 2, 4, 5, 6, 10 & 15 meters. Consult the factory for other lengths.

Standard coupling nut is nickel plated brass, for stainless steel coupling nut add a "SS" suffix.(e.g. MDC-4MPX-1M-R becomes MDC-4MPX-1M-R-SS)



MDC (M12) Series Cordsets

4 Conductor MDC Series Cordsets, 18/22AWG



Right Angle Female Cordsets | 300 Volt, 4 amps | IP69 Rating



Connector Body Style	Part Number	Cables	Features	Color Code	Faceview
	MDC-4FPX-**-R (Yellow) MDC-4FPX-**-R-B (Black)	PVC AWM 4 X 18 AWG 300V, 4A -40°C to +105°C 7.4mm OD	Industry Standard PVC	1. Brown 2. White 3. Blue 4. Black 5. Not Used	 M12x1
	MDCP-4FPX-**-R	Yellow PUR AWM 4 X 18 AWG 300V, 4A -40°C to +80°C 7.4mm OD	Oil and Cutting Fluid Resistant Cut Resistant PUR		
	MDCW-4FPX-**-R	Yellow TPE AWM 4 X 18 AWG 300V, 4A -40°C to +80°C 7.4mm OD	Weld Slag Resistant TPE		
	MDC-4FP-**-R (Yellow) MDC-4FP-**-R-B (Black)	PVC AWM 4 X 22 AWG 300V, 4A -40°C to +105°C 5mm OD	Industry Standard PVC		
	MDCM-4FP-**-R	Yellow PVC AWM With Foil Shield 4 X 22 AWG 300V, 4A -40°C to +105°C 5mm OD	Industry Standard PVC Foil Shield		
	MDCP-4FP-**-R	Yellow PUR AWM 4 X 22 AWG 300V, 4A -40°C to +80°C 5mm OD	Oil and Cutting Fluid Resistant Cut Resistant PUR		
	MDCW-4FP-**-R	Yellow TPE AWM 4 X 22 AWG 300V, 4A -40°C to +80°C 5mm OD	Weld Slag Resistant TPE		
	MDCWF-4FP-**-R	Black TPE AWM 4 X 22 AWG 300V, 4A -40°C to +80°C 5mm OD	Hi-Flex Weld Slag Resistant TPE		

** Lengths in meters. Standard cable lengths are 1, 2, 4, 5, 6, 10 & 15 meters. Consult the factory for other lengths.

2~5 Pole females will have all 5 contact holes in the connector.

Standard coupling nut is nickel plated brass, for stainless steel coupling nut add a "-SS" suffix. (e.g. MDC-4FPX-1M-R becomes MDC-4FPX-1M-R-SS)

H

Micro-DC (M12) Series Cordsets



MDC (M12) Series Cordsets

5 & 6 Conductor MDC Series Cordsets, 22/24AWG



Right Angle Male Cordsets | 300V, 4A | 60V, 2A | IP69 (5 Pole), IP67 (6 Pole)



H

Micro-DC (M12) Series Cordsets

Connector Body Style	Part Number	Cables	Features	Color Code	Faceview
	MDC-5MPX-**-R	Yellow PVC AWM 5 X 18 AWG 300V, 4A -40°C to +105°C 7.4mm OD	Industry Standard PVC	1. Brown 2. White 3. Blue 4. Black 5. Gray	 M12 x 1
	MDC-5MP-**-R (Yellow) MDC-5MP-**-R-B (Black)	PVC AWM 5 X 22 AWG 300V, 4A -40°C to +105°C 5.8mm OD	Industry Standard PVC		
	MDCM-5MP-**-R	Yellow PVC AWM With Foil Shield 5 X 22 AWG 300V, 4A -40°C to +105°C 5.8mm OD	Industry Standard PVC Foil Shield		
	MDCP-5MP-**-R	Yellow PUR AWM 5 X 22 AWG 300V, 4A -40°C to +80°C 5.8mm OD	Oil and Cutting Fluid Resistant Cut Resistant PUR		
	MDCWF-5MP-**-R-B	Black TPE AWM 5 X 22 AWG 300V, 4A -40°C to +80°C 5.2mm OD	Hi-Flex Weld Slag Resistant TPE		
	MDCM-6MP-**-R	Yellow PVC AWM With Foil Shield 6 X 24 AWG 60V, 2A -40°C to +105°C 5.8mm OD	Industry Standard PVC Foil Shield	1. Brown 2. White 3. Blue 4. Black 5. Gray 6. Pink	 M12 x 1

** Lengths in meters. Standard cable lengths are 1, 2, 4, 5, 6, 10 & 15 meters. Consult factory for other lengths.

Black and gray cables are available on some versions, please consult the factory.

Standard coupling nut is nickel plated brass, for stainless steel coupling nut add a "-SS" suffix. (e.g. MDC-5MP-1M-R becomes MDC-5MP-1M-R-SS)



MDC (M12) Series Cordsets

5 & 6 Conductor MDC Series Cordsets, 22/24AWG



Right Angle Female Cordsets | 300V, 4A | 60V, 2A | IP69 (5 Pole), IP67 (6 Pole)



Connector Body Style	Part Number	Cables	Features	Color Code	Faceview
	MDC-5FPX-**-R	Yellow PVC AWM 5 X 18 AWG 300V, 4A -40°C to +105°C 7.4mm OD	Industry Standard PVC	1. Brown 2. White 3. Blue 4. Black 5. Gray	 M12 x 1
	MDC-5FP-**-R (Yellow) MDC-5FP-**-R-B (Black)	PVC AWM 5 X 22 AWG 300V, 4A -40°C to +105°C 5.8mm OD	Industry Standard PVC		
	MDCM-5FP-**-R	Yellow PVC AWM With Foil Shield 5 X 22 AWG 300V, 4A -40°C to +105°C 5.8mm OD	Industry Standard PVC Foil Shield		
	MDCP-5FP-**-R	Yellow PUR AWM 5 X 22 AWG 300V, 4A -40°C to +80°C 5.8mm OD	Oil and Cutting Fluid Resistant Cut Resistant PUR		
	MDCWF-5FP-**-R-B	Black TPE AWM 5 X 22 AWG 300V, 4A -40°C to +80°C 5.2mm OD	Hi-Flex Weld Slag Resistant TPE		
	MDCM-6FP-**-R	Yellow PVC AWM With Foil Shield 6 X 24 AWG 60V, 2A -40°C to +105°C 5.8mm OD	Industry Standard PVC Foil Shield	1. Brown 2. White 3. Blue 4. Black 5. Gray 6. Pink 7. Not Used 8. Not Used	 M12 x 1

** Lengths in meters. Standard cable lengths are 1, 2, 4, 5, 6, 10 & 15 meters. Consult factory for other lengths.

2~5 Pole females will have all 5 contact holes in the connector.

Black and gray cables are available on some versions, please consult the factory.

Standard coupling nut is nickel plated brass, for stainless steel coupling nut add a "-SS" suffix. (e.g. MDC-5FP-1M-R becomes MDC-5FP-1M-R-SS)

H

Micro-DC (M12) Series Cordsets



MDC (M12) Series Cordsets

8, 10 & 12 Conductor MDC Series Cordsets, 24AWG



Right Angle Male Cordsets | 60 Volt, 2 amps | IP67 Rating



H

Micro-DC (M12) Series Cordsets

Connector Body Style	Part Number	Cables	Features	Color Code	Faceview
	MDCM-8MP-**-R	Yellow PVC AWM With Foil Shield 8 X 24 AWG 60V, 2A -40°C to +105°C 6mm OD	Industry Standard PVC Foil Shield	1. White 2. Brown 3. Green 4. Yellow 5. Gray 6. Pink 7. Blue 8. Red	 M12 x 1
	MDCP-8MP-**-R (Yellow) MDCP-8MP-**-R-B (Black)	PUR AWM With Foil Shield 8 X 24 AWG 60V, 2A -40°C to +80°C 6mm OD	Oil and Cutting Fluid Resistant Cut Resistant PUR Foil Shield		
	MDCW-8MP-**-R	Yellow TPE AWM With Foil Shield 8 X 24 AWG 60V, 2A -40°C to +80°C 6mm OD	Weld Slag Resistant TPE Foil Shield		
	MDCPM-10MP-**-R-B	Black PUR AWM With Foil Shield 10 X 24 AWG 60V, 2A -40°C to +80°C 6.7mm OD	Oil and Cutting Fluid Resistant Cut Resistant PUR Foil Shield	1. White 2. Brown 3. Green 4. Yellow 5. Gray 6. Pink 7. Blue 8. Red 9. Orange 10. Tan	 M12 x 1
	MDCM-12MP-**-R-B	Black PVC AWM With Foil Shield 12 X 24 AWG 60V, 2A -40°C to +105°C 6.7mm OD	Industry Standard PVC Foil Shield	1. White 2. Brown 3. Green 4. Yellow 5. Gray 6. Pink 7. Blue 8. Red 9. Orange 10. Tan 11. Black 12. Violet	 M12 x 1
	MDCPM-12MP-**-R-B	Black PUR AWM With Foil Shield 12 X 24 AWG 60V, 2A -40°C to +80°C 6.7mm OD	Oil and Cutting Fluid Resistant Cut Resistant PUR Foil Shield		

** Lengths in meters. Standard cable lengths are 1, 2, 4, 5, 6, 10 & 15 meters. Consult factory for other lengths.

Black and gray cables are available on some versions, please consult the factory.

Standard coupling nut is nickel plated brass, for stainless steel coupling nut add a "-SS" suffix. (e.g. MDCP-8MP-1M-R becomes MDCP-8MP-1M-R-SS)



MDC (M12) Series Cordsets

8, 10 & 12 Conductor MDC Series Cordsets, 24AWG



Right Angle Female Cordsets | 60 Volt, 2 amps | IP67 Rating



Connector Body Style	Part Number	Cables	Features	Color Code	Faceview
	MDCM-8FP**-R	Yellow PVC AWM With Foil Shield 8 X 24 AWG 60V, 2A -40°C to +105°C 6mm OD	Industry Standard PVC Foil Shield	1. White 2. Brown 3. Green 4. Yellow 5. Gray 6. Pink 7. Blue 8. Red	 M12 x 1
	MDCP-8FP**-R (Yellow) MDCP-8FP**-R-B (Black)	PUR AWM With Foil Shield 8 X 24 AWG 60V, 2A -40°C to +80°C 6.1mm OD	Oil and Cutting Fluid Resistant Cut Resistant PUR Foil Shield		
	MDCW-8FP**-R	Yellow TPE AWM With Foil Shield 8 X 24 AWG 60V, 2A -40°C to +80°C 6mm OD	Weld Slag Resistant TPE Foil Shield		
	MDCPM-10FP**-R-B	Black PUR AWM With Foil Shield 10 X 24 AWG 60V, 2A -40°C to +80°C 6.7mm OD	Oil and Cutting Fluid Resistant Cut Resistant PUR Foil Shield	1. White 2. Brown 3. Green 4. Yellow 5. Gray 6. Pink 7. Blue 8. Red 9. Orange 10. Tan 11. Not Used 12. Not Used	 M12 x 1
	MDCM-12FP**-R-B	Black PVC AWM With Foil Shield 12 X 24 AWG 60V, 2A -40°C to +105°C 6.7mm OD	Industry Standard PVC Foil Shield	1. White 2. Brown 3. Green 4. Yellow 5. Gray 6. Pink 7. Blue 8. Red 9. Orange 10. Tan 11. Black 12. Violet	 M12 x 1
	MDCPM-12FP**-R-B	Black PUR AWM With Foil Shield 12 X 24 AWG 60V, 2A -40°C to +80°C 6.7mm OD	Oil and Cutting Fluid Resistant Cut Resistant PUR Foil Shield		

** Lengths in meters. Standard cable lengths are 1, 2, 4, 5, 6, 10 & 15 meters. Consult factory for other lengths.

Black and gray cables are available on some versions, please consult the factory.

Standard coupling nut is nickel plated brass, for stainless steel coupling nut add a "-SS" suffix. (e.g. MDCP-8FP-1M-R becomes MDCP-8FP-1M-R-SS)

H
Micro-DC (M12) Series Cordsets



MDC (M12) Series Cordsets with LEDs

3 Conductor MDC Series Cordsets, 22AWG



Right Angle Female Cordsets | 10-30 Volt, 4 amps | IP67 Rating

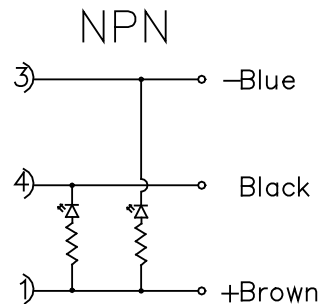
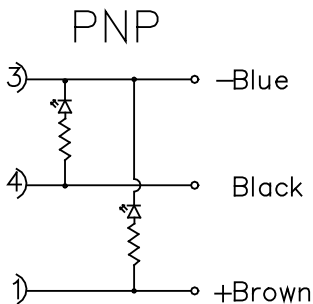


Connector Body Style	Part Number	Cables	Features	Color Code	Faceview
	MDC-3FP-**-R-PNP	PVC 10-30V 3 X 22 AWG -40°C to +105°C 5mm OD	Industry Standard PVC	1. Brown 2. Not Used 3. Blue 4. Black 5. Not Used	 M12 x 1
	MDC-3FP-**-R-NPN				

** Lengths in meters. Standard cable lengths are 2, 5 & 10 meters. Consult factory for other lengths.

Females will have all 5 contact holes in the connector.

Standard coupling nut is nickel plated brass, for stainless steel coupling nut add a "SS" suffix. (e.g. MDC-3FP-2M-R-PNP becomes MDC-3FP-2M-R-PNP-SS)



Circuit Specification

H

Micro-DC (M12) Series Cordsets



MDC (M12) Series Cordsets

4 Conductor MDC Series Cordsets, 18/22AWG



Double Ended Cordsets | Straight | 300 Volt, 4 amps | IP69 Rating



Male Faceview	Part Number	Cables	Features	Color Code	Female Faceview
<p>M12 x 1</p>	MDC-4MFPX-**	Yellow PVC AWM 4 X 18 AWG 300V, 4A -40°C to +105°C 7.4mm OD	Industry Standard PVC	1. Brown 2. White 3. Blue 4. Black	<p>M12 x 1</p>
	MDCP-4MFPX-**	Yellow PUR AWM 4 X 18 AWG 300V, 4A -40°C to +105°C 7.4mm OD	Oil and Cutting Fluid Resistant Cut Resistant PUR		
	MDC-4MFP-** (Yellow) MDC-4MFP-**-B (Black)	Yellow PVC AWM 4 X 22 AWG 300V, 4A -40°C to +105°C 5mm OD	Industry Standard PVC		
	MDCM-4MFP-**	Yellow PVC AWM With Foil Shield 4 X 22 AWG 300V, 4A -40°C to +105°C 5mm OD	Industry Standard PVC Foil Shield		
	MDCM-4MFPS-**	Yellow PVC AWM With Foil Shield 4 X 22 AWG 300V, 4A -40°C to +105°C 5mm OD	Industry Standard PVC Foil Shield to the Coupling Nut		

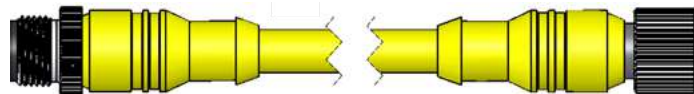
H
Micro-DC (M12) Series Cordsets

** Lengths in meters. Standard cable lengths are 1, 2, 4, 5, 6, 10 & 15 meters. Consult factory for other lengths.

4 Pole females will have all 5 contact holes in the connector.

Black and gray cables are available on some versions, please consult the factory.

Standard coupling nut is nickel plated brass, for stainless steel coupling nut add a “-SS” suffix. (e.g. MDC-5MFPX-1M becomes MDCM-5MFPX-1M-SS)



Male - Female Extension



MDC (M12) Series Cordsets

4 Conductor MDC Series Cordsets, 22AWG



Double Ended Cordsets | Straight | 300 Volt, 4 amps | IP69 Rating



H

Micro-DC (M12) Series Cordsets

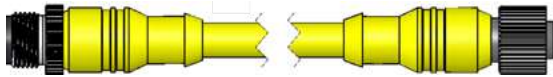
Male Faceview	Part Number	Cables	Features	Color Code	Female Faceview
<p>M12 x 1</p>	MDCP-4MFP-**	Yellow PUR AWM 4 X 22 AWG 300V, 4A -40°C to +80°C 5mm OD	Oil and Cutting Fluid Resistant Cut Resistant PUR	1. Brown 2. White 3. Blue 4. Black	<p>M12 x 1</p>
	MDCPQ-4MFP-**	Yellow PUR AWM 4 X 22 AWG 300V, 4A -40°C to +80°C 5mm OD	Coiled Oil and Cutting Fluid Resistant Cut Resistant PUR		
	MDCW-4MFP-**	Yellow TPE AWM 4 X 22 AWG 300V, 4A -40°C to +80°C 5mm OD	Weld Slag Resistant TPE		
	MDCWF-4MFP-**	Black TPE AWM 4 X 22 AWG 300V, 4A -40°C to +105°C 5mm OD	Hi-Flex Weld Slag Resistant TPE		

** Lengths in meters. Standard cable lengths are 1, 2, 4, 5, 6, 10 & 15 meters. Consult factory for other lengths.

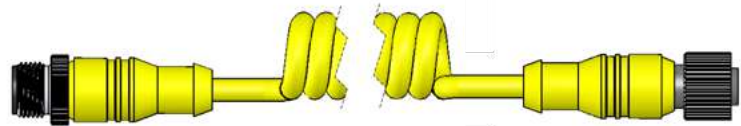
Females will have all 5 contact holes in the connector.

Black and gray cables are available on some versions, please consult the factory.

Standard coupling nut is nickel plated brass, for stainless steel coupling nut add a "SS" suffix. (e.g. MDCP-4MFP-1M becomes MDCP-4MFP-1M-SS)



Male - Female Extension



Male - Female Coiled Extension




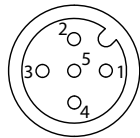
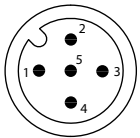
MDC (M12) Series Cordsets

5 Conductor MDC Series Cordsets, 18/22AWG



Double Ended Cordsets | Straight | 300 Volt, 4 amps | IP69 Rating

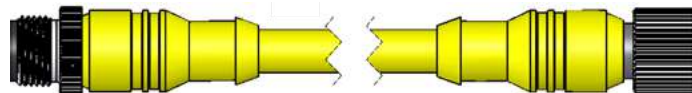


Male Faceview	Part Number	Cables	Features	Color Code	Female Faceview
 <p>M12 x 1</p>	MDC-5MFPX-**-	Yellow PVC AWM 5 X 18 AWG 300V, 4A -40°C to +80°C 7.4mm OD	Industry Standard PVC	<ol style="list-style-type: none"> 1. Brown 2. White 3. Blue 4. Black 5. Gray 	 <p>M12 x 1</p>
	MDC-5MFP-**-	Yellow PVC AWM 5 X 22 AWG 300V, 4A -40°C to +105°C 5.8mm OD	Industry Standard PVC		
	MDCM-5MFP-**-	Yellow PVC AWM With Foil Shield 5 X 22 AWG 300V, 4A -40°C to +105°C 5.8mm OD	Industry Standard PVC Foil Shield		
	MDCM-5MFPS-**-	Yellow PVC AWM With Foil Shield 5 X 22 AWG 300V, 4A -40°C to +105°C 5.8mm OD	Industry Standard PVC Foil Shield to the Coupling Nut		
	MDCP-5MFP-**-	Yellow PUR AWM 5 X 22 AWG 300V, 4A -40°C to +80°C 5.8mm OD	Oil and Cutting Fluid Resistant Cut Resistant PUR		
	MDCWF-5MFP-**-B	Black TPE AWM 5 X 22 AWG 300V, 4A -40°C to +105°C 5.2mm OD	Hi-Flex Weld Slag Resistant TPE		

** Lengths in meters. Standard cable lengths are 1, 2, 4, 5, 6, 10 & 15 meters. Consult factory for other lengths.

Black and gray cables are available on some versions, please consult the factory.

Standard coupling nut is nickel plated brass, for stainless steel coupling nut add a "-SS" suffix. (e.g. MDC-5MFP-1M becomes MDC-5MFP-1M-SS)



Male - Female Extension

H

Micro-DC (M12) Series Cordsets



MDC (M12) Series Cordsets

6 Conductor MDC Series Cordsets, 24AWG


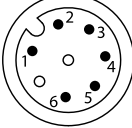


Double Ended Cordsets | Straight | 60 Volt, 2 amps | IP67 Rating



(Unshielded Version)

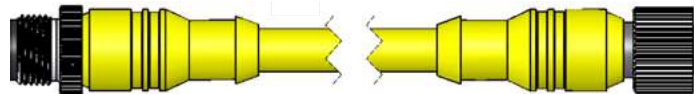


Male Faceview	Part Number	Cables	Features	Color Code	Female Faceview
 M12 x 1	MDCM-6MFP-**	Yellow PVC AWM With Foil Shield 6 X 24 AWG 60V, 2A -40°C to +105°C 5.8mm OD	Industry Standard PVC Foil Shield	1. Brown 2. White 3. Blue 4. Black 5. Gray 6. Pink	 M12 x 1
	MDCM-6MFPS-**	Yellow PVC AWM With Foil Shield 6 X 24 AWG 60V, 2A -40°C to +80°C 5.8mm OD	Industry Standard PVC Foil Shield to the Coupling Nut		

** Lengths in meters. Standard cable lengths are 1, 2, 4, 5, 6, 10 & 15 meters. Consult factory for other lengths.

Black and gray cables are available on some versions, please consult the factory.

Standard coupling nut is nickel plated brass, for stainless steel coupling nut add a "-SS" suffix. (e.g. MDCM-6MFP-1M becomes MDCM-6MFP-1M-SS)



Male - Female Extension

H

Micro-DC (M12) Series Cordsets




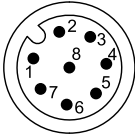
MDC (M12) Series Cordsets

8 Conductor MDC Series Cordsets, 24AWG



Double Ended Cordsets | Straight | 60 Volt, 2 amps | IP67 Rating

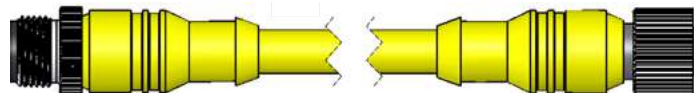


Male Faceview	Part Number	Cables	Features	Color Code	Female Faceview
 <p>M12 x 1</p>	MDCM-8MFP-**	Yellow PVC AWM With Foil Shield 8 X 24 AWG 60V, 2A -40°C to +105°C 6mm OD	Industry Standard PVC Foil Shield	1. White 2. Brown 3. Green 4. Yellow 5. Gray 6. Pink 7. Blue 8. Red	 <p>M12 x 1</p>
	MDCM-8MFPS-**	Yellow PVC AWM With Foil Shield 8 X 24 AWG 60V, 2A -40°C to +105°C 6mm OD	Industry Standard PVC Foil Shield to the Coupling Nut		
	MDCP-8MFP-**	Yellow PUR AWM With Foil Shield 8 X 24 AWG 60V, 2A -40°C to +80°C 6mm OD	Oil and Cutting Fluid Resistant Cut Resistant PUR Foil Shielded		
	MDCP-8MFPS-**	Yellow PUR AWM With Foil Shield 8 X 24 AWG 60V, 2A -40°C to +80°C 6mm OD	Oil and Cutting Fluid Resistant Cut Resistant PUR Foil Shield to the Coupling Nut		
	MDCW-8MFP-**	Yellow TPE AWM With Foil Shield 8 X 24 AWG 60V, 2A -40°C to +80°C 6mm OD	Weld Slag Resistant TPE Foil Shield		
	MDCW-8MFPS-**	Yellow TPE AWM With Foil Shield 8 X 24 AWG 60V, 2A -40°C to +80°C 6mm OD	Weld Slag Resistant TPE Foil Shield to the Coupling Nut		

** Lengths in meters. Standard cable lengths are 1, 2, 4, 5, 6, 10 & 15 meters. Consult factory for other lengths.

Black and gray cables are available on some versions, please consult the factory.

Standard coupling nut is nickel plated brass, for stainless steel coupling nut add a “-SS” suffix. (e.g. MDC-5MFP-1M becomes MDC-5MFP-1M-SS)



Male - Female Extension

H

Micro-DC (M12) Series Cordsets



MDC (M12) Series Cordsets

12 Conductor MDC Series Cordsets, 24AWG



Double Ended Cordsets | Straight | 60 Volt, 2 amps | IP67 Rating



Male Faceview	Part Number	Cables	Features	Color Code	Female Faceview
<p>M12 x 1</p>	MDCM-12MFP-**-B	Black PVC AWM With Foil Shield 12 X 24 AWG 60V, 2A -40°C to +105°C 6.7mm OD	Industry Standard PVC Foil Shield	1. White 2. Brown 3. Green 4. Yellow 5. Gray 6. Pink 7. Blue 8. Red 9. Orange 10. Tan 11. Black 12. Violet	<p>M12 x 1</p>
	MDCPM-12MFP-**-B	Black PUR AWM With Foil Shield 12 X 24 AWG 60V, 2A -40°C to +80°C 6.7mm OD	Oil and Cutting Fluid Resistant Cut Resistant PUR Foil Shield		

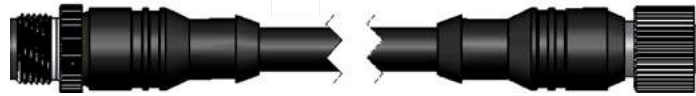
H

Micro-DC (M12) Series Cordsets

** Lengths in meters. Standard cable lengths are 1, 2, 4, 5, 6, 10 & 15 meters. Consult factory for other lengths.

Gray cables are available on some versions, please consult the factory.

Standard coupling nut is nickel plated brass, for stainless steel coupling nut add a "SS" suffix. (e.g. MDCM-12MFP-1M-B becomes MDCM-12MFP-1M-B-SS)



Male - Female Extension



MDC (M12) Series Cordsets

4, 5 & 6 Conductor MDC Series Cordsets, 22/24AWG



Double Ended Cordsets | Right Angle | 300V, 4A | 60V, 2A | IP69 (4 & 5 Pole), IP67 (6 Pole)



Male Faceview	Part Number	Figure	Cables	Features	Color Code	Female Faceview
<p>M12 x 1</p>	MDC-4MFP-**-R	B to D	Yellow PVC AWM 4 X 22 AWG 300V, 4A -40°C to +105°C 5mm OD	Industry Standard PVC	1. Brown 2. White 3. Blue 4. Black	<p>M12 x 1</p>
	MDC-4MRFP-**-	B to C				
	MDC-4MFRP-**-	A to D				
<p>M12 x 1</p>	MDC-5MFP-**-R	B to D	Yellow PVC AWM 5 X 22 AWG 300V, 4A -40°C to +105°C 5.8mm OD	Industry Standard PVC	1. Brown 2. White 3. Blue 4. Black 5. Gray	<p>M12 x 1</p>
	MDC-5MRFP-**-	B to C				
	MDC-5MFRP-**-	A to D				
<p>M12 x 1</p>	MDCM-6MFP-**-R	B to D	Yellow PVC AWM With Foil Shield 6 X 24 AWG 60V, 2A -40°C to +105°C 5.8mm OD	Industry Standard PVC Foil Shield	1. Brown 2. White 3. Blue 4. Black 5. Gray 6. Pink	<p>M12 x 1</p>
	MDCM-6MRFP-**-	B to C				
	MDCM-6MFRP-**-	A to D				

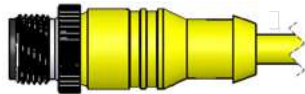
** Lengths in meters. Standard cable lengths are 1, 2, 4, 5, 6, 10 & 15 meters. Consult factory for other lengths.

4 & 5 Pole females will have all 5 contact holes in the connector.

Black and gray cables are available on some versions, please consult the factory.

Standard coupling nut is nickel plated brass, for stainless steel coupling nut add a "-SS" suffix. (e.g. MDC-4MFRP-1M becomes MDC-4MFRP-1M-SS)

Figure A



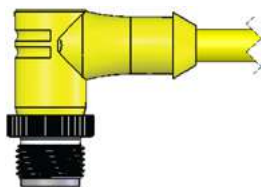
Straight Male Plug



Figure C

Straight Female Plug

Figure B



Right Angle Male Plug

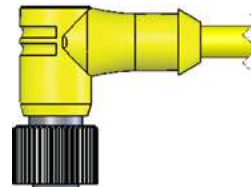


Figure D

Right Angle Female Plug

H

Micro-DC (M12) Series Cordsets



MDC (M12) to MIN (7/8"-16UN) Cordsets

3, 4 & 5 Conductor MDC Series Cordsets, 18AWG



Double Ended Cordsets | Male MDC to Female MIN | 300 Volt, 4 amps | IP69 Rating



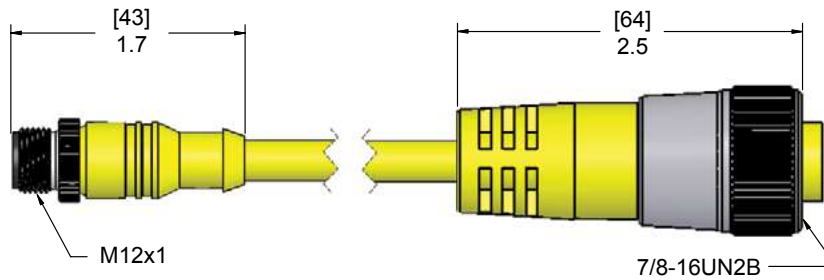
H

Micro-DC (M12) Series Cordsets

Male Faceview	Part Number	Cables	Features	Color Code	Female Faceview
<p>M12 x 1</p>	MDCIN-3MFPX-**	Yellow PVC AWM 3 X 18 AWG 300V, 4A -40°C to +105°C 7.4mm OD	Industry Standard PVC	1. Brown 2. Not Used 3. Blue 4. Black 5. Not Used	<p>7/8"-16UN2</p>
<p>M12 x 1</p>	MDCIN-4MFPX-**	Yellow PVC AWM 4 X 18 AWG 300V, 4A -40°C to +105°C 7.4mm OD	Industry Standard PVC	1. Brown 2. White 3. Blue 4. Black	<p>7/8"-16UN2</p>
<p>M12 x 1</p>	MDCIN-5MFPX-**	Yellow PVC AWM 5 X 18 AWG 300V, 4A -40°C to +105°C 7.4mm OD	Industry Standard PVC	1. Brown 2. White 3. Blue 4. Black 5. Gray	<p>7/8"-16UN2</p>

** Lengths in meters. Standard cable lengths are 1, 2, 4, 5, 6, 10 & 15 meters. Consult factory for other lengths.

Standard coupling nut is nickel plated brass, for stainless steel coupling nut add a "-SS" suffix. (e.g. MDCIN-5MFPX-1M becomes MDCIN-5MFPX-1M-SS)



MDC Male - MIN Female Extension




MDC (M12) to NAN (M8) Cordsets

3 & 4 Conductor MDC Series Cordsets, 24AWG



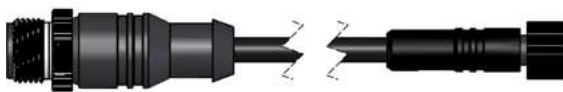
Double Ended Cordsets | 60 Volt, 4 amps | IP67 Rating



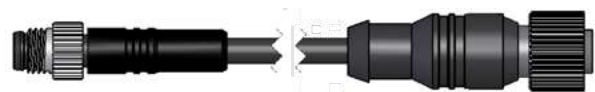
Male MDC to Threaded Female NAN					
Male Faceview	Part Number	Cables	Features	Wiring	Female Faceview
 M12 x 1	MDNT-3MFP-**	Black PVC AWM 3 X 24 AWG 60V, 3A -40°C to +105°C 4.5mm OD	Industry Standard PVC	1 to 1 3 to 3 4 to 4	 M8 x 1
 M12 x 1	MDNT-4MFP-**	Black PVC AWM 4 X 24 AWG 60V, 3A -40°C to +80°C 4.5mm OD	Industry Standard PVC	1 to 1 2 to 2 3 to 3 4 to 4	 M8 x 1
Threaded Male NAN to Female MDC					
 M8 x 1	NANTDC-3MFP-**	Black PVC AWM 3 X 24 AWG 60V, 3A -40°C to +105°C 4.5mm OD	Industry Standard PVC	1 to 1 3 to 3 4 to 4	 M12 x 1
 M8 x 1	NANTDC-4MFP-**	Black PVC AWM 4 X 24 AWG 60V, 3A -40°C to +80°C 4.5mm OD	Industry Standard PVC	1 to 1 2 to 2 3 to 3 4 to 4	 M12 x 1
Snap-On Male NAN to Female MDC					
 M8 x 1	NANDC-3MFP-**	Black PVC AWM 3 X 24 AWG 60V, 3A -40°C to +105°C 4.5mm OD	Industry Standard PVC	1 to 1 3 to 3 4 to 4	 M12 x 1
 M8 x 1	NANDC-4MFP-**	Black PVC AWM 4 X 24 AWG 60V, 3A -40°C to +80°C 4.5mm OD	Industry Standard PVC	1 to 1 2 to 2 3 to 3 4 to 4	 M12 x 1

** Lengths in meters. Standard cable lengths are 1, 2, 4, 5, 6, 10 & 15 meters. Consult factory for other lengths.

Standard coupling nut is nickel plated brass, for stainless steel coupling nut add a "SS" suffix. (e.g. NANDC-4MFP-1M becomes NANDC-4MFP-1M-SS)



Male MDC to Threaded Female NAN Extension



Threaded Male NAN to Female MDC Extension



Snap-On Male NAN to Female MDC Extension

H

Micro-DC (M12) Series Cordsets



MDC (M12) Series Armored Cables

Connectivity Solutions for Harsh & Rugged Environments



Stainless Steel Armor | PVC Covered Jacket | Silicone Tube



H

Micro-DC (M12) Series Cordsets

Connector Body Style	Suffix Number	Description	Features
	A01	Stainless Steel with Cable Inside	Crush, Corrosion and Abrasion Resistant
	A02	Stainless Steel with Discrete Wires	Crush, Corrosion and Abrasion Resistant
	A02T	Stainless Steel with Teflon Discrete Wires	Crush, Corrosion and Abrasion Resistant Hi-Temperature Resistant
	A03	PVC Covered Stainless Steel with Cable Inside	Water Tight Crush and Abrasion Resistant
	A04	PVC Covered Stainless Steel with Discrete Wires	Water Tight Crush and Abrasion Resistant
	A50	Silicone Tube (Stops at Overmold)	Chemical and Weld Slag Resistant Hi-Temperature Resistant
	A51	Silicone Tube (Covers Overmold)	Chemical and Weld Slag Resistant Hi-Temperature Resistant


To specify Armored Cable, add the suffix number shown in the table above to the end of the part number (e.g. MDC-5FP-6 becomes MDC-5FP-6-A03).

Why do I need this product?

- To extend the life of existing assemblies in potentially destructive environments.
- Connectorize to make faster installation and future repairs.

Where are these products used?

Harsh & Rugged Environments exposed to Chemicals, Abrasions, High Temperature, Wash Down, Welding, Cutting, Marine Applications...





MDC (M12) Series Field Wireable Plugs

4, 5 & 8 Conductor MDC Series Field Wireable Plugs, 18-24/20-24AWG



Field Wireable Plugs | PG7 & PG9 Threads | IP67 Rating



# of Poles	Male Faceview	Wire AWG Rating	Cable O.D. Range	Male plugs		Female Plugs	
				Straight	Right Angle	Straight	Right Angle
4	 M12 x 1	18-24 AWG 250V 4A	3-6.5 mm	MDC-4MP-FW07	MDC-4MP-FW07-R	MDC-4FP-FW07	MDC-4FP-FW07-R
		18-24 AWG 250V 4A	4-8 mm	MDC-4MP-FW09	MDC-4MP-FW09-R	MDC-4FP-FW09	MDC-4FP-FW09-R
5	 M12 x 1	18-24 AWG 125V 4A	3-6.5 mm	MDC-5MP-FW07	MDC-5MP-FW07-R	MDC-5FP-FW07	MDC-5FP-FW07-R
		18-24 AWG 125V 4A	4-8 mm	MDC-5MP-FW09	MDC-5MP-FW09-R	MDC-5FP-FW09	MDC-5FP-FW09-R
8	 M12 x 1	20-24 AWG 60V 2A	3-6.5 mm	MDC-8MP-FW07	MDC-8MP-FW07-R	MDC-8FP-FW07	MDC-8FP-FW07-R
		20-24 AWG 60V 2A	4-8 mm	MDC-8MP-FW09	MDC-8MP-FW09-R	MDC-8FP-FW09	MDC-8FP-FW09-R

These connectors are easily wired by inserting the individual wires into the screw terminal contacts.

The connectors are water tight to IP67 and are fully mate-able with other M12 style connectors.

H

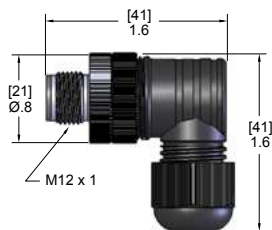
Micro-DC (M12) Series Cordsets

Male Field Wireable Plugs

Female Field Wireable Plugs



Male Straight



Male Right Angle



Female Straight



Female Right Angle

Specifications:

- Body: Black Polyamide
- Insulator: Black Polyamide
- Contacts: Copper Alloy with Gold Plating
- Coupling Nut: Nickel Plated Brass
- Seal: NBR
- Temperature: -25°C to +85°C (-13°F to +185°F)



MDC (M12) Series Field Wireable Plugs

4 & 5 Conductor MDC Series Field Wireable Plugs, 18-24v



Field Wireable Plugs | PG7 & PG9 Threads | Stainless Steel | IP67 Rating



# of Poles	Male Faceview	Wire AWG Rating	Cable O.D. Range	Male plugs		Female Plugs	
				Straight	Right Angle	Straight	Right Angle
4	 M12 x 1	18-24 AWG 250V 4A	3-6.5 mm	MDC-4MP-FW07-SS	MDC-4MP-FW07-R-SS	MDC-4FP-FW07-SS	MDC-4FP-FW07-R-SS
		18-24 AWG 250V 4A	4-8 mm	MDC-4MP-FW09-SS	MDC-4MP-FW09-R-SS	MDC-4FP-FW09-SS	MDC-4FP-FW09-R-SS
5	 M12 x 1	18-24 AWG 125V 4A	3-6.5 mm	MDC-5MP-FW07-SS	MDC-5MP-FW07-R-SS	MDC-5FP-FW07-SS	MDC-5FP-FW07-R-SS
		18-24 AWG 125V 4A	4-8 mm	MDC-5MP-FW09-SS	MDC-5MP-FW09-R-SS	MDC-5FP-FW09-SS	MDC-5FP-FW09-R-SS

These connectors are easily wired by inserting the individual wires into the screw terminal contacts.

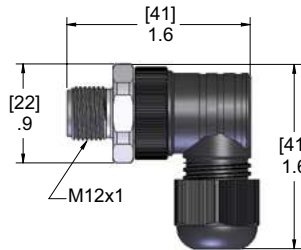
The connectors are water tight to IP67 and are fully mate-able with other M12 style connectors.

Male Field Wireable Plugs

Female Field Wireable Plugs



Male Straight



Male Right Angle



Female Straight



Female Right Angle

Specifications:

- Body: Black Polyamide
- Insulator: Black Polyamide
- Contacts: Copper Alloy with Gold Plating
- Coupling Nut: Stainless Steel
- Seal: NBR
- Temperature: -25°C to +85°C (-13°F to +185°F)



MDC (M12) Series Field Wireable Plugs

4, 5 & 8 Conductor MDC Series Field Wireable Plugs, 18-24/20-24AWG



Straight Field Wireable Plugs | Multi-Hole Grommets | IP67 Rating



# of Poles	Male Faceview	Rating	Wire AWG	Cable O.D. Range	Part Number	
					Male Plugs	Female Plugs
4	<p>M12 x 1</p>	250V 4A	18-24 AWG	5 - 10 mm	MDC-4MP-FW11	MDC-4FP-FW11
				4.5 - 5.5 mm x 2*	MDC-4MP-FW11-2x5	MDC-4FP-FW11-2x5
				4-5 mm x 2*	MDC-4MP-FW11-2x4.5	MDC-4FP-FW11-2x4.5
				3.5 - 4.5 mm x 2*	MDC-4MP-FW11-2x4	MDC-4FP-FW11-2x4
				2.5 - 3.5 mm x 2*	MDC-4MP-FW11-2x3	MDC-4FP-FW11-2x3
5	<p>M12 x 1</p>	125V 4A	18-24 AWG	5 - 10 mm	MDC-5MP-FW11	MDC-5FP-FW11
				4.5 - 5.5 mm x 2*	MDC-5MP-FW11-2x5	MDC-5FP-FW11-2x5
				4-5 mm x 2*	MDC-5MP-FW11-2x4.5	MDC-5FP-FW11-2x4.5
				3.5 - 4.5 mm x 2*	MDC-5MP-FW11-2x4	MDC-5FP-FW11-2x4
				2.5 - 3.5 mm x 2*	MDC-5MP-FW11-2x3	MDC-5FP-FW11-2x3
8	<p>M12 x 1</p>	60V 2A	20-24 AWG	5 - 10 mm	MDC-8MP-FW11	MDC-8FP-FW11
				4.5-5.5 mm x 2*	MDC-8MP-FW11-2x5	MDC-8FP-FW11-2x5
				4 - 5 mm x 2*	MDC-8MP-FW11-2x4.5	MDC-8FP-FW11-2x4.5
				3.5 - 4.5 mm x 2*	MDC-8MP-FW11-2x4	MDC-8FP-FW11-2x4
				2.5 - 3.5 mm x 2*	MDC-8MP-FW11-2x3	MDC-8FP-FW11-2x3

H

Micro-DC (M12) Series Cordsets

* These part numbers have a two hole grommet that allows two different cables to be installed into one field wireable connector. These connectors are easily wired by inserting the individual wires into the screw terminal contacts. The connectors are water tight to IP 67 and are fully mate-able with other "Micro DC" style connectors. Other multi-hole grommets are available for the PG11 version, please consult the factory for part number and availability. Standard coupling nut is nickel plated brass, for stainless steel coupling nut add a "SS" suffix.

Nickel Plated Brass Version

Stainless Steel Version



Male Straight



Female Straight



Male Straight



Female Straight

Specifications:

Body:	Black Polyamide	Coupling Nut:	Nickel Plated Brass / Stainless Steel
Insulator:	Black Polyamide	Seal:	NBR
Contacts:	Copper Alloy with Gold Plating	Temperature:	-25°C to +85°C (-13°F to +185°F)



MDC (M12) Series Field Wireable Plugs

4, 5 & 8 Conductor MDC Series Field Wireable Plugs, 18-24/20-24AWG

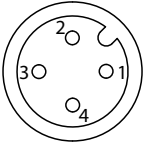
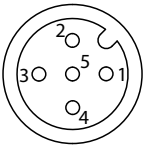



Straight Field Wireable Plugs | Shielded | IP67 Rating



H


Micro-DC (M12) Series Cordsets

# of Poles	Male Faceview	Rating	Wire AWG	Cable O.D. Range	Part Number	
					Male Plugs	Female Plugs
4	 M12 x 1	250V 4A	18-24 AWG	3-9 mm	MDCM-4MP-FW	MDCM-4FP-FW
5	 M12 x 1	125V 4A	18-24 AWG	3-9 mm	MDCM-5MP-FW	MDCM-5FP-FW
8	 M12 x 1	60V 2A	20-24AWG	6-8 mm	MDCM-8MP-FW	MDCM-8FP-FW

These connectors are easily wired by inserting the individual wires into the screw terminal contacts. The connectors are water tight to IP 67 and are fully mateable with other "Micro DC" style connectors.

4 & 5 Pole Version

8 Pole Version




Male Straight



Female Straight



Male Straight



Female Straight



Specifications:

Body: Nickel Plated Brass

Insulator: Black Polyamide

Contacts: Copper Alloy with Gold Plating

Coupling Nut: Nickel Plated Brass

Seal: NBR

Temperature: -25°C to +85°C (-13°F to +185°F)



MDC (M12) Series “Y” Connectors

3 Conductor MDC Series “Y” Connector, 22/24AWG



Male to Two Female “Y” Cordsets | 60 Volt, 4 amps | IP67 Rating



Male Faceview	Part Number	Figure	Cables	Features	Color Code	Female Faceview
 M12 x 1	MDC-3YFF-**	1	Yellow PVC AWM 3 X 22 AWG -40°C to +105°C 5mm OD	Industry Standard PVC	1. Brown 2. Not Used 3. Blue 4. Black	 M12 x 1
	MDC-3Y-**	3	Yellow PVC AWM 3 X 22 AWG -40°C to +105°C 5mm OD	Industry Standard PVC	1. Brown 2. Not Used 3. Blue 4. Black	N/A
 M12 x 1	MDNT-3YFF-**	2	Black PVC AWM 3 X 24 AWG -40°C to +105°C 4.5mm OD	Industry Standard PVC	1. Brown 2. Not Used 3. Blue 4. Black	 M8 x 1

** Lengths in meters. Standard cable lengths are 1, 2, 4, 5, 6, 10 & 15 meters. Consult factory for other lengths.

Females will have all 5 contact holes in the connector.

Standard coupling nut is nickel plated brass, for stainless steel coupling nut add a “SS” suffix. (e.g. MDC-3YFF-1M becomes MDC-3YFF-1M-SS)

H

Micro-DC (M12) Series Cordsets

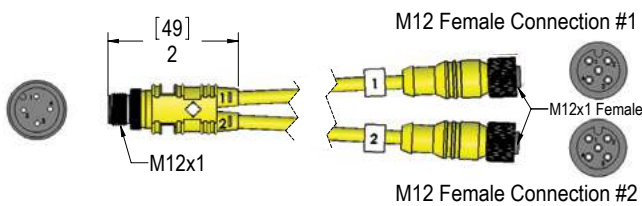


Figure 1

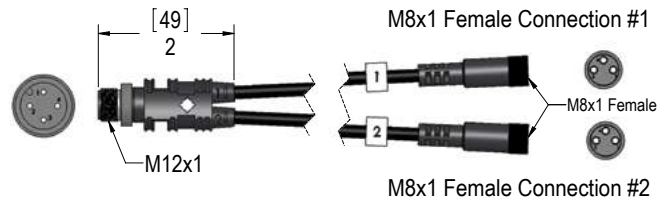


Figure 2

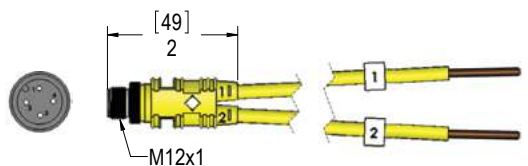
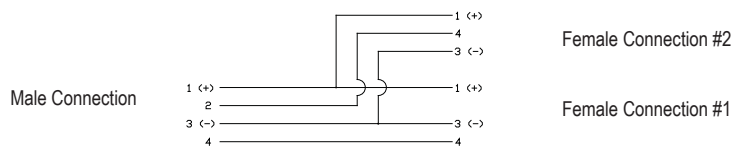


Figure 3





MDC (M12) Series Splitters

3, 4 & 5 Conductor MDC Series Splitters



Splitters | 300 Volt, 4 amps | 60 Volt, 3 amps | IP67 Rating

H

Micro-DC (M12) Series Cordsets

Housing Style	Rating	Part Number	Circuit
	300V 4A	MDC-44YFF	
	300V 4A	MDC-45YFF	
	300V 4A	MDC-55YFF	
	60V 3A	MDNT-43YFF-B	

Specifications:

- Body: Industry Standard PVC
- Insulator: Polyamide
- Contacts: Copper Alloy with Gold Plating
- Coupling Nut: Nickel Plated Brass
- O-Ring: BUNA-A
- Temperature: -40°C to +105°C (-40°F to +221°F)



MDC (M12) Series Accessories

MDC Series Closure Caps & Plugs



Closure Caps | Plugs | IP67 Rating

Closure Caps				
Closure Style	Part Number	Material	Threads	Mounting Hole Size
<p>M12x1 MALE THREAD</p>	MDC -PLUG	Nickel Plated Brass	Male	0.170"
<p>M12x1 FEMALE THREAD</p>	MDC-CAP	Nickel Plated Brass	Female	0.170"

Closure Plugs				
Closure Style	Part Number	Material	Threads	
<p>M12x1</p>	MDC-PLUG-PA	Black Polyamide	Male	
<p>M12x1 6g</p>	MDC-SB-PLUG	Nickel Plated Brass	Male	

H

Micro-DC (M12) Series Cordsets



MDC (M12) Series Accessories

2, 3 & 4 Conductor MDC Series Accessory Cables



100' Cables | Raw Cable Spools

H

Micro-DC (M12) Series Cordsets

# of Conductors	Color Code	Wire AWG	Voltage Rating	Features	Jacket Color	Part Number	
						100' Cable	Spool
2	Brown Blue	20 AWG	300V	PVC AWM 5mm OD (0.20" OD)	Yellow	MDC-2CBL-C	30A0001-*
3	Brown Blue Black	22 AWG	300V	PVC AWM 5mm OD (0.20" OD)	Yellow	MDC-3CBL-C	30B0001-*
					Black	MDC-3CBL-C-B	30BB001-*
				PVC AWM With Foil Shield 5mm OD (0.20" OD)	Yellow	MDCM-3CBL-C	30BM001-*
				PUR AWM 5mm OD (0.20" OD)	Yellow	MDCP-3CBL-C	30BP001-*
		18 AWG	300V	PVC AWM 7.4mm OD (0.29" OD)	Yellow	MDC-3CBLX-C	30BX001-*
4	Brown White Blue Black	22 AWG	300V	PVC AWM 5mm OD (0.20" OD)	Yellow	MDC-4CBL-C	30C0001-*
					Black	MDC-4CBL-C-B	30CB001-*
				PVC AWM With Foil Shield 5mm OD (0.20" OD)	Yellow	MDCM-4CBL-C	30CM001-*
				PUR AWM 5mm OD (0.20" OD)	Yellow	MDCP-4CBL-C	30CP001-*
				TPE AWM 5mm OD (0.20" OD)	Yellow	MDCW-4CBL-C	30CW001-*
				Hi-Flex TPE AWM 5mm OD (0.20" OD)	Black	MDCWF-4CBL-C-B	30CWFB1-*

* Standard raw spool lengths are 0250, 0500, 0750 & 1000 feet. Consult factory for other lengths.

Cable Construction subject to change without notice.

Length in feet. Standard cable length is 100 feet. Consult factory for other lengths.



MDC (M12) Series Accessories

4, 5 & 6 Conductor MDC Series Accessory Cables



100' Cables | Raw Cable Spools

# of Conductors	Color Code	Wire AWG	Voltage Rating	Features	Jacket Color	Part Number	
						100' Cable	Spool
4	Brown White Blue Black	18 AWG	300V	PVC AWM 7.4mm OD (0.29" OD)	Yellow	MDC-4CBLX-C	30CX001-*
					Black	MDC-4CBLX-C-B	30CXB01-*
				PUR AWM 7.4mm OD (0.29" OD)	Yellow	MDCP-4CBLX-C	30CXP01-*
				TPE AWM 7.4mm OD (0.29" OD)	Yellow	MDCW-4CBLX-C	30CW01-*
5	Brown White Blue Black Gray	22 AWG	300V	PVC AWM 5.8mm OD (0.22" OD)	Yellow	MDC-5CBL-C	30D0001-*
					Black	MDC-5CBL-C-B	30DB001-*
				PVC AWM With Foil Shield 5.8mm OD (0.22" OD)	Yellow	MDCM-5CBL-C	30DM001-*
				PUR AWM 5.8mm OD (0.22" OD)	Yellow	MDCP-5CBL-C	30DP001-*
		Hi-Flex TPE AWM 5.2mm OD (0.21" OD)	Black	MDCWF-5CBL-C-B	30DWF01-*		
		18 AWG	300V	PVC AWM 7.4mm OD (0.29" OD)	Yellow	MDC-5CBLX-C	30DX001-*
Black	MDC-5CBLX-C-B				30DXB01-*		
6	White Brown Green Yellow Gray Pink	24 AWG	300V	PVC With Foil Shield AWM 5.8mm OD (0.22" OD)	Yellow	MDCM-6CBL-C	30EM001-*

H
Micro-DC (M12) Series Cordsets

* Standard raw spool lengths are 0250, 0500, 0750 & 1000 feet. Consult factory for other lengths.

Cable Construction subject to change without notice.

Length in feet. Standard cable length is 100 feet. Consult factory for other lengths.



MDC (M12) Series Accessories

8, 10 & 12 Conductor MDC Series Accessory Cables



100' Cables | Raw Cable Spools

H

Micro-DC (M12) Series Cordsets

# of Conductors	Color Code	Wire AWG	Voltage Rating	Features	Jacket Color	Part Number	
						100' Cable	Spool
8	White Brown Green Yellow Gray Pink Blue Red	24 AWG	600V	PVC AWM With Foil Shield 6mm OD (0.24" OD)	Yellow	MDCM-8CBL-C	30GM001-*
			300V	PUR AWM With Foil Shield 6mm OD (0.24" OD)	Yellow	MDCP-8CBL-C	30GMP01-*
					Black	MDCP-8CBL-C-B	30GMPB1-*
			Yellow	MDCW-8CBL-C	30GMW01-*		
10	White Brown Green Yellow Gray Pink Blue Red Orange Tan	24 AWG	300V	PUR AWM With Foil Shield 6.7mm OD (0.26" OD)	Black	MDCPM-10CBL-C-B	30KMPB1-*
12	White Brown Green Yellow Gray Pink Blue Red Orange Tan Black Violet	24 AWG	300V	PVC AWM With Foil Shield 6.7mm OD (0.26" OD)	Black	MDCM-12CBL-C-B	30KMB01-*
				PUR AWM With Foil Shield 6.7mm OD (0.26" OD)	Black	MDCPM-12CBL-C-B	30KMPB1-*

* Standard raw spool lengths are 0250, 0500, 0750 & 1000 feet. Consult factory for other lengths.

Cable Construction subject to change without notice.

Length in feet. Standard cable length is 100 feet. Consult factory for other lengths.



MDC (M12) Series Receptacles

MDC Series Receptacle Part Number Matrix



Not all options available with all receptacles, please consult factory.

MDC - - - - - - -

Style

- Blank = No Ground Tab
- M = Ground Tab

Number of Conductors

- 2
- 3
- 4
- 5
- 6
- 8
- 10
- 12

Connector Configuration

- MR = Male Receptacle
- FR = Female Receptacle
- MFR = Male - Female Through Panel Receptacle

Mounting Style

- 2 = Front Mount 1/2"-14 NPT
- 4 = Front Mount 1/4"-18 NPT
- PG7 = Front Mount PG 7 Threads
- PG9 = Front Mount PG 9 Threads
- FLPG9 = Front Locking PG 9 Threads
- PG11 = Front Mount PG 11 Threads
- PG13.5 = Front Mount PG 13.5 Threads
- M14 = Front Mount Metric 14 Threads
- M16 = Front Mount Metric 16 Threads
- FLM16 = Front Locking M16 Threads
- M20 = Front Mount Metric 20 Threads
- BM = Back Mount
- PM = Panel Mount
- TM = Through Panel Mount

Shell Material

- Blank = Aluminum or Nickel plated brass
- SS = Stainless Steel
- N = Nylon
- PASW = Plastic

R/A or Straight

- Blank = Straight
- R = Right Angle

Wire AWG

- Blank = 22/24 AWG
- 18 = 18 AWG

Length in Meters

- Blank = 1'

Termination Type

- Blank = Pre-Wired
- SC = Solder Cup
- PCB = PCB Mount

H

Micro-DC (M12) Series Receptacles



MDC (M12) Series Receptacles

MDC Series Receptacle Index



Front Mount

H

Micro-DC (M12) Series Receptacles

Front Mount, Male, 1/2"-14 NPT	Page H-51 ~ H-52	Front Mount, Female, 1/2"-14 NPT	Page H-51 ~ H-52
Front Mount, Male, 1/4"-18 NPT	Page H-53 ~ H-54	Front Mount, Female, 1/4"-18 NPT	Page H-53 ~ H-54
Front Mount, Male, PG9 Thread	Page H-55 ~ H-57	Front Mount, Female, PG9 Thread	Page H-55 ~ H-57
Front Mount, Male, PG7 Thread	Page H-55 ~ H-56	Front Mount, Male, PG11 Thread	Page H-55 ~ H-57



Front Mount, Male, PG13.5 Thread Page H-55 ~ H-57	Front Mount, Male, M14 Thread Page H-58 ~ H-60
Front Mount, Male, M16 Thread Page H-58 ~ H-60	Front Mount, Female, M16 Thread Page H-58 ~ H-60
Front Mount, Male, M20 Thread Page H-58 ~ H-60	Front Mount, Female, M20 Thread Page H-58 ~ H-60
Front Mount, Front Lock Nut, Male, PG9 Page H-61 ~ H-62	Front Mount, Front Lock Nut, Female, PG9 Page H-61 ~ H-62

H
Micro-DC (M12) Series Receptacles



MDC (M12) Series Receptacles

MDC Series Receptacle Index



Front Mount | Front Mount Solder Cup | PCB Mount

H

Micro-DC (M12) Series Receptacles

Front Mount, Front Lock Nut, Male, M16	Page H-61 ~ H-62	Front Mount, Front Lock Nut, Female, M16	Page H-61 ~ H-62
Front Mount, Male, 1/2"-14NPT, Solder Cup	Page H-63 ~ H-64	Front Mount, Female, 1/2"-14NPT, Solder Cup	Page H-63 ~ H-64
Front Mount, Male, M20, Solder Cup	Page H-63 ~ H-64	Front Mount, Female, M20, Solder Cup	Page H-63 ~ H-64
Back Mount, Male, PG9 Thread6	Page H-65 ~ H-66	Back Mount, Female, PG9 Thread	Page H-65 ~ H-66



Back Mount, Male, M20 Thread	Page H-65 ~ H-66	Back Mount, Female, M20 Thread	Page H-65 ~ H-66
PCB Mount, Male, Straight	Page H-67 ~ H-69	PCB Mount, Female, Straight	Page H-67 ~ H-69
PCB Mount, Male, Right Angle	Page H-67 ~ H-69	PCB Mount, Female, Right Angle	Page H-67 ~ H-69
PCB Back Mount, Male	Page H-70	PCB Back Mount, Female	Page H-70



MDC (M12) Series Receptacles

MDC Series Receptacle Index



Panel Mount | Through Panel Mount

Panel Mount, Male	Through Panel Mount, Male to Female
<p>Page H-71 ~ H-72</p>	<p>Page H-73</p>

H

Micro-DC (M12) Series Receptacles



MDC (M12) Series Receptacles

2, 3, 4 & 5 Conductor MDC Series Receptacles, 18/22AWG



Front Mount Receptacles | 1/2"-14 NPT Threads | 300 Volt, 4 amps | IP69 Rating



# of Poles	Male Faceview	Color Code	Rating	Wire AWG	Aluminum		Stainless Steel	
					Male Receptacles	Female Receptacles	Male Receptacles	Female Receptacles
2		3. Brown 4. Blue	300V 4A	18 AWG	MDC-2MR-2-18	MDC-2FR-2-18	MDC-2MR-2-18-SS	MDC-2FR-2-18-SS
				22 AWG	MDC-2MR-2	MDC-2FR-2	MDC-2MR-2-SS	MDC-2FR-2-SS
3		1. Brown 3. Blue 4. Black	300V 4A	18 AWG	MDC-3MR-2-18	MDC-3FR-2-18	MDC-3MR-2-18-SS	MDC-3FR-2-18-SS
				22 AWG	MDC-3MR-2	MDC-3FR-2	MDC-3MR-2-SS	MDC-3FR-2-SS
4		1. Brown 2. White 3. Blue 4. Black	300V 4A	18 AWG	MDC-4MR-2-18	MDC-4FR-2-18	MDC-4MR-2-18-SS	MDC-4FR-2-18-SS
				22 AWG	MDC-4MR-2	MDC-4FR-2	MDC-4MR-2-SS	MDC-4FR-2-SS
5		1. Brown 2. White 3. Blue 4. Black 5. Gray	300V 4A	18 AWG	MDC-5MR-2-18	MDC-5FR-2-18	MDC-5MR-2-18-SS	MDC-5FR-2-18-SS
				22 AWG	MDC-5MR-2	MDC-5FR-2	MDC-5MR-2-SS	MDC-5FR-2-SS

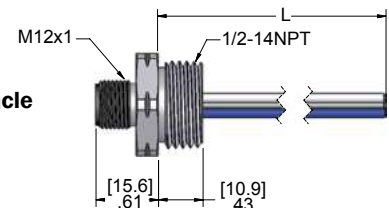
H
Micro-DC (M12) Series Receptacles

12" leads are standard. Longer lead lengths are available, please consult the factory for part numbers.
Use the suffix "-G" to include lock nut and O-ring on receptacles with standard 12" leads or shorter. (e.g. MDC-2MR-2 becomes MDC-2MR-2-G)
O-ring and lock nut are included on lead lengths of 15" or longer.

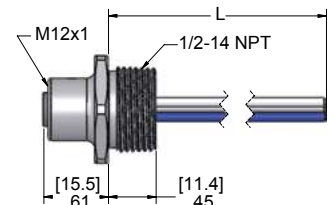
Specifications:

- Shell: Clear Anodized Aluminum/Stainless Steel
- Insulator: Polyamide
- Wire: 18 & 22 AWG: 300V, UL Style 1007/1569
- Contacts: Copper Alloy with Gold Plating
- O-Ring: NBR
- Lock Nut: Zinc Plated Steel
- Temperature: -40°C to 105°C (-40°F to +221°F)

1/2" NPT Male Receptacle



1/2" NPT Female Receptacle





MDC (M12) Series Receptacles

6, 8, 10 & 12 Conductor MDC Series Receptacles, 24AWG

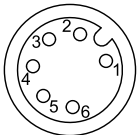

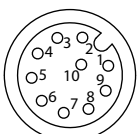
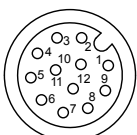


Front Mount Receptacles | 1/2"-14 NPT Threads | 60 Volt, 2 amps | IP67 Rating



H

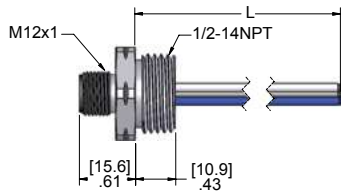
Micro-DC (M12) Series Receptacles

# of Poles	Male Faceview	Color Code	Rating	Wire AWG	Aluminum		Stainless Steel	
					Male Receptacles	Female Receptacles	Male Receptacles	Female Receptacles
6	 M12 x 1	1. Brown 2. White 3. Blue 4. Black 5. Gray 6. Pink	60V 2A	24 AWG	MDC-6MR-2	MDC-6FR-2	MDC-6MR-2-SS	MDC-6FR-2-SS
8	 M12 x 1	1. White 2. Brown 3. Green 4. Yellow 5. Gray 6. Pink 7. Blue 8. Red	60V 2A	24 AWG	MDC-8MR-2	MDC-8FR-2	MDC-8MR-2-SS	MDC-8FR-2-SS
10	 M12 x 1	1. White 2. Brown 3. Green 4. Yellow 5. Gray 6. Pink 7. Blue 8. Red 9. Orange 10. Tan	60V 2A	24 AWG	MDC-10MR-2	MDC-10FR-2	MDC-10MR-2-SS	MDC-10FR-2-SS
12	 M12 x 1	1. White 2. Brown 3. Green 4. Yellow 5. Gray 6. Pink 7. Blue 8. Red 9. Orange 10. Tan 11. Black 12. Violet	60V 2A	24 AWG	MDC-12MR-2	MDC-12FR-2	MDC-12MR-2-SS	MDC-12FR-2-SS

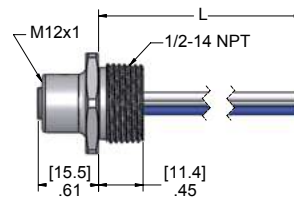
12" leads are standard. Longer lead lengths are available, please consult the factory for part numbers.

Use the suffix "-G" to include lock nut and O-ring on receptacles with standard 12" leads or shorter. (e.g. MDC-6MR-2 becomes MDC-6MR-2-G)

O-ring and lock nut are included on lead lengths of 15" or longer.



1/2" NPT Male Receptacle



1/2" NPT Female Receptacle

Specifications:

Shell: Clear Anodized Aluminum/Stainless Steel
 Insulator: Polyamide
 Wire: 24 AWG: 60V, UL Style 1007/1569
 Contacts: Copper Alloy with Gold Plating

O-Ring: NBR
 Lock Nut: Zinc Plated Steel
 Temperature: -40°C to 105°C (-40°F to +221°F)



MDC (M12) Series Receptacles

2, 3, 4 & 5 Conductor MDC Series Receptacles, 18/22AWG



Front Mount Receptacles | 1/4"-18 NPT Threads | 300 Volt, 4 amps | IP69 Rating



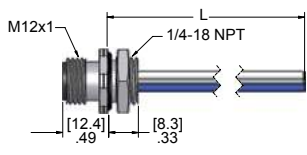
# of Poles	Male Faceview	Color Code	Rating	Wire AWG	Nickel Plated Brass		Stainless Steel	
					Male Receptacles	Female Receptacles	Male Receptacles	Female Receptacles
2	 M12x1	3. Brown 4. Blue	300V 4A	18 AWG	MDC-2MR-4-18	MDC-2FR-4-18	MDC-2MR-4-18-SS	MDC-2FR-4-18-SS
				22 AWG	MDC-2MR-4	MDC-2FR-4	MDC-2MR-4-SS	MDC-2FR-4-SS
3	 M12x1	1. Brown 3. Blue 4. Black	300V 4A	18 AWG	MDC-3MR-4-18	MDC-3FR-4-18	MDC-3MR-4-18-SS	MDC-3FR-4-18-SS
				22 AWG	MDC-3MR-4	MDC-3FR-4	MDC-3MR-4-SS	MDC-3FR-4-SS
4	 M12x1	1. Brown 2. White 3. Blue 4. Black	300V 4A	18 AWG	MDC-4MR-4-18	MDC-4FR-4-18	MDC-4MR-4-18-SS	MDC-4FR-4-18-SS
				22 AWG	MDC-4MR-4	MDC-4FR-4	MDC-4MR-4-SS	MDC-4FR-4-SS
5	 M12x1	1. Brown 2. White 3. Blue 4. Black 5. Gray	300V 4A	18 AWG	MDC-5MR-4-18	MDC-5FR-4-18	MDC-5MR-4-18-SS	MDC-5FR-4-18-SS
				22 AWG	MDC-5MR-4	MDC-5FR-4	MDC-5MR-4-SS	MDC-5FR-4-SS

H
Micro-DC (M12) Series Receptacles

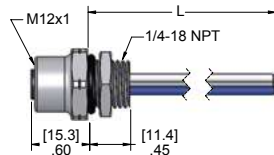
12" leads are standard. Longer lead lengths are available, please consult the factory for part numbers.

1/4" NPT Nickel Plated Brass

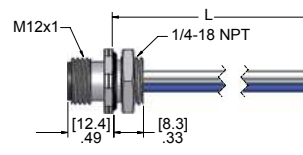
1/4" NPT Stainless Steel



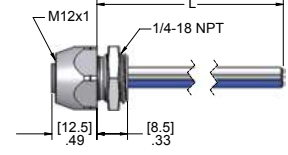
Male Receptacles



Female Receptacles



Male Receptacles



Female Receptacles

Specifications:

Shell: Nickel Plated Brass/Stainless Steel
 Insulator: Polyamide
 Wire: 18 & 22 AWG: 300V,
 UL Style 1007/1569

Contacts: Copper Alloy with Gold Plating
 Jam Nut: Nickel Plated Brass
 O-Ring: NBR
 Temperature: -40°C to 105°C (-40°F to +221°F)



MDC (M12) Series Receptacles

6, 8, 10 & 12 Conductor MDC Series Receptacles, 24AWG



Front Mount Receptacles | 1/4"-18 NPT Threads | 60 Volt, 2 amps | IP67 Rating



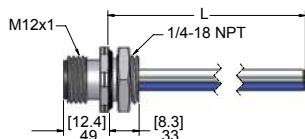
H Micro-DC (M12) Series Receptacles

# of Poles	Male Faceview	Color Code	Rating	Wire AWG	Nickel Plated Brass		Stainless Steel	
					Male Receptacles	Female Receptacles	Male Receptacles	Female Receptacles
6	 M12 x 1	1. Brown 2. White 3. Blue 4. Black 5. Gray 6. Pink	60V 2A	24 AWG	MDC-6MR-4	MDC-6FR-4	MDC-6MR-4-SS	MDC-6FR-4-SS
8	 M12 x 1	1. White 2. Brown 3. Green 4. Yellow 5. Gray 6. Pink 7. Blue 8. Red	60V 2A	24 AWG	MDC-8MR-4	MDC-8FR-4	MDC-8MR-4-SS	MDC-8FR-4-SS
10	 M12 x 1	1. White 2. Brown 3. Green 4. Yellow 5. Gray 6. Pink 7. Blue 8. Red 9. Orange 10. Tan	60V 2A	24 AWG	MDC-10MR-4	MDC-10FR-4	MDC-10MR-4-SS	MDC-10FR-4-SS
12	 M12 x 1	1. White 2. Brown 3. Green 4. Yellow 5. Gray 6. Pink 7. Blue 8. Red 9. Orange 10. Tan 11. Black 12. Violet	60V 2A	24 AWG	MDC-12MR-4	MDC-12FR-4	MDC-12MR-4-SS	MDC-12FR-4-SS

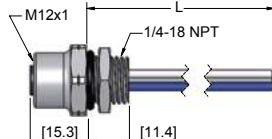
12" leads are standard. Longer lead lengths are available, please consult the factory for part numbers.

1/4" NPT Nickel Plated Brass

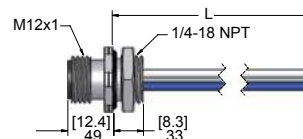
1/4" NPT Stainless Steel



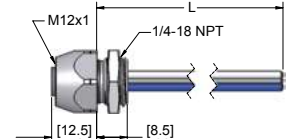
Male Receptacles



Female Receptacles



Male Receptacles



Female Receptacles

Specifications:

Shell: Nickel Plated Brass/
Stainless Steel
Insulator: Polyamide
Wire: 24 AWG: 60V,
UL Style 1007/1569

Contacts: Copper Alloy with Gold Plating
Jam Nut: Nickel Plated Brass
O-Ring: NBR
Temperature: -40°C to 105°C (-40°F to +221°F)



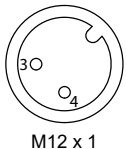
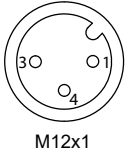
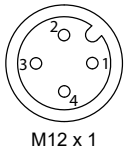
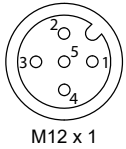
MDC (M12) Series Receptacles

2, 3, 4 & 5 Conductor MDC Series Receptacles, 18/22AWG

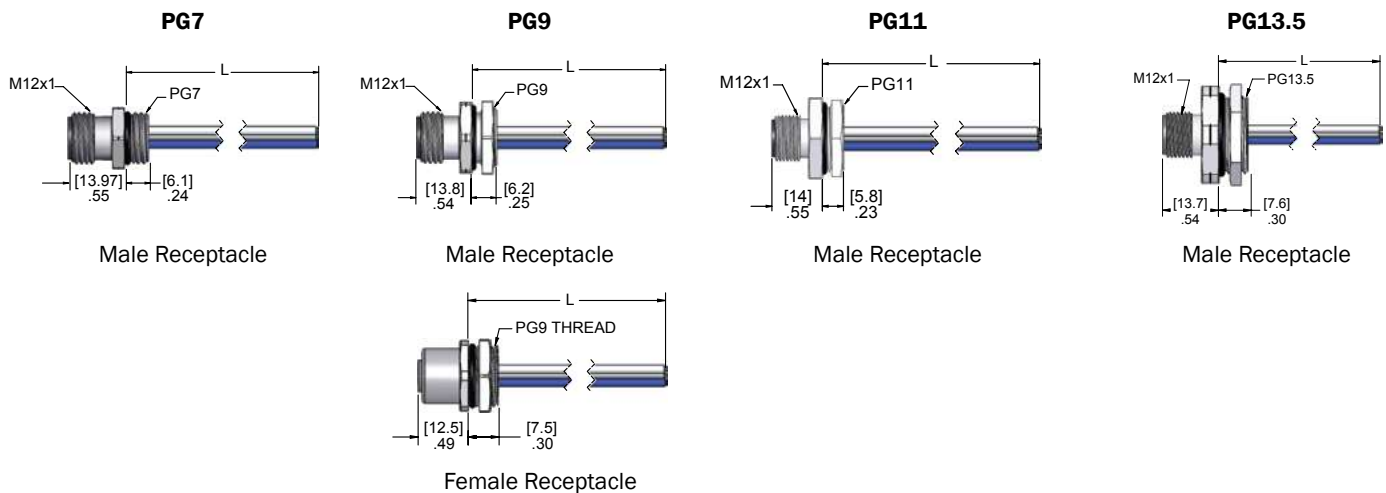


Front Mount Receptacles | PG Threads | 300 Volt, 4 amps | IP69 Rating



# of Poles	Male Face-view	Color Code	Rating	Wire AWG	Male Receptacles				Female Receptacles
					PG 7	PG 9	PG 11	PG 13.5	PG 9
2	 M12 x 1	3. Brown 4. Blue	300V 4A	18	MDC-2MR-PG7-18	MDC-2MR-PG9-18	MDC-2MR-PG11-18	MDC-2MR-PG13.5-18	MDC-2FR-PG9-18
				22	MDC-2MR-PG7	MDC-2MR-PG9	MDC-2MR-PG11	MDC-2MR-PG13.5	MDC-2FR-PG9
3	 M12x1	1. Brown 3. Blue 4. Black	300V 4A	18	MDC-3MR-PG7-18	MDC-3MR-PG9-18	MDC-3MR-PG11-18	MDC-3MR-PG13.5-18	MDC-3FR-PG9-18
				22	MDC-3MR-PG7	MDC-3MR-PG9	MDC-3MR-PG11	MDC-3MR-PG13.5	MDC-3FR-PG9
4	 M12 x 1	1. Brown 2. White 3. Blue 4. Black	300V 4A	18	MDC-4MR-PG7-18	MDC-4MR-PG9-18	MDC-4MR-PG11-18	MDC-4MR-PG13.5-18	MDC-4FR-PG9-18
				22	MDC-4MR-PG7	MDC-4MR-PG9	MDC-4MR-PG11	MDC-4MR-PG13.5	MDC-4FR-PG9
5	 M12 x 1	1. Brown 2. White 3. Blue 4. Black 5. Gray	300V 4A	18	MDC-5MR-PG7-18	MDC-5MR-PG9-18	MDC-5MR-PG11-18	MDC-5MR-PG13.5-18	MDC-5FR-PG9-18
				22	MDC-5MR-PG7	MDC-5MR-PG9	MDC-5MR-PG11	MDC-5MR-PG13.5	MDC-5FR-PG9

12" leads are standard. Longer lead lengths are available, please consult the factory for part numbers.
Stainless Steel is available, add a "-SS" suffix (e.g. MDC-5MR-PG11 becomes MDC-5MR-PG11-SS).



Specifications:

Shell:	PG7, PG9 & PG11: Nickel Plated Brass PG13.5: Clear Anodized Aluminum	Contacts:	Copper Alloy with Gold Plating
Insulator:	Polyamide	Jam Nut:	Nickel Plated Brass
Wire:	18, 22 AWG: 300V, UL Style 1007/1569	O-Ring:	NBR
		Temperature:	-40°C to 105°C (-40°F to +221°F)



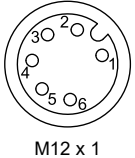

MDC (M12) Series Receptacles

6 & 8 Conductor MDC Series Receptacles, 24AWG



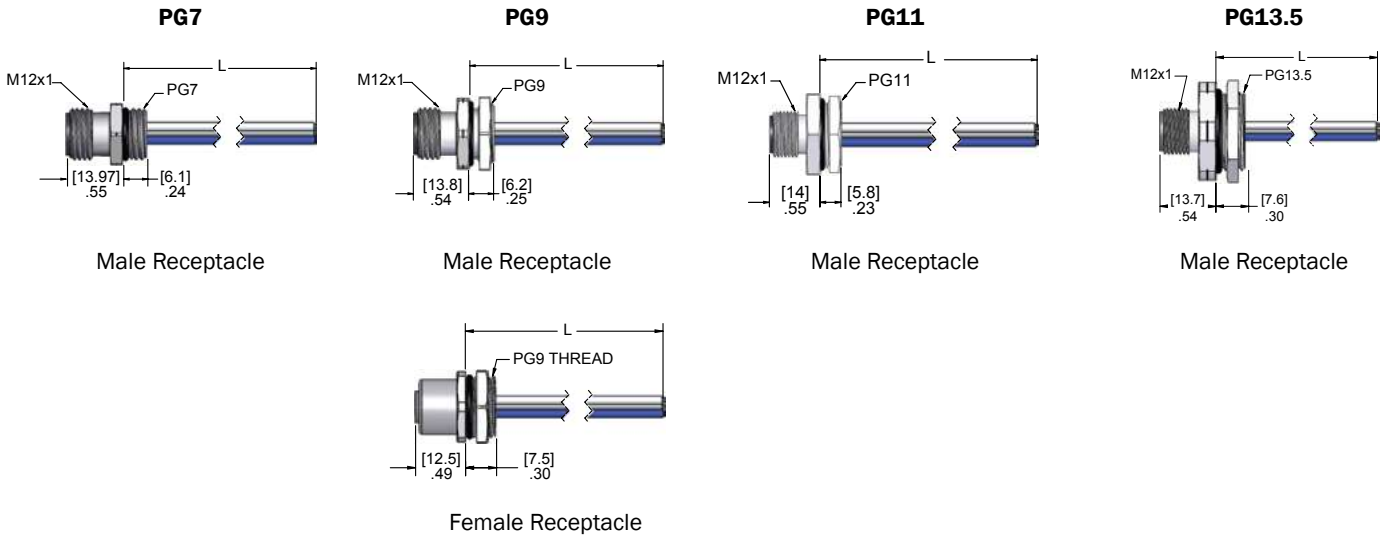
Front Mount Receptacles | PG Threads | 60 Volt, 2 amps | IP67 Rating



# of Poles	Male Faceview	Color Code	Rating	Wire AWG	Male Receptacles				Female Receptacles
					PG 7	PG 9	PG 11	PG 13.5	PG 9
6	 M12 x 1	1. Brown 2. White 3. Blue 4. Black 5. Gray 6. Pink	60V 2A	24	MDC-6MR-PG7	MDC-6MR-PG9	MDC-6MR-PG11	MDC-6MR-PG13.5	MDC-6FR-PG9
8	 M12 x 1	1. White 2. Brown 3. Green 4. Yellow 5. Gray 6. Pink 7. Blue 8. Red	60V 2A	24	MDC-8MR-PG7	MDC-8MR-PG9	MDC-8MR-PG11	MDC-8MR-PG13.5	MDC-8FR-PG9

12" leads are standard. Longer lead lengths are available, please consult the factory for part numbers.
Stainless Steel is available, add a "-SS" suffix (e.g. MDC-5MR-PG11 becomes MDC-5MR-PG11-SS).

H
Micro-DC (M12) Series Receptacles



Specifications:

Shell: PG7, PG9 & PG11: Nickel Plated Brass
PG13.5: Clear Anodized Aluminum
Insulator: Polyamide
Wire: 24 AWG: 300V, UL Style 1007/1569

Contacts: Copper Alloy with Gold Plating
Jam Nut: Nickel Plated Brass
O-Ring: NBR
Temperature: -40°C to 105°C (-40°F to +221°F)


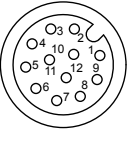


MDC (M12) Series Receptacles

10 & 12 Conductor MDC Series Receptacles, 24AWG

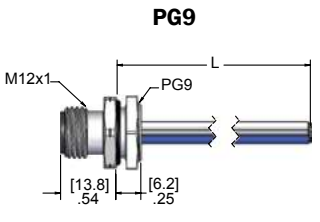


Front Mount Receptacles | PG Threads | 60 Volt, 2 amps | IP67 Rating

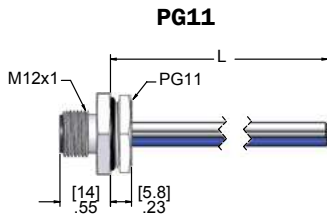
# of Poles	Male Faceview	Color Code	Rating	Wire AWG	Male Receptacles			Female Receptacles
					PG 9	PG 11	PG 13.5	PG 9
10	 M12 x 1	1. White 2. Brown 3. Green 4. Yellow 5. Gray 6. Pink 7. Blue 8. Red 9. Orange 10. Tan	60V 2A	24	MDC-10MR-PG9	MDC-10MR-PG11	MDC-10MR-PG13.5	MDC-10FR-PG9
12	 M12 x 1	1. White 2. Brown 3. Green 4. Yellow 5. Gray 6. Pink 7. Blue 8. Red 9. Orange 10. Tan 11. Black 12. Violet	60V 2A	24	MDC-12MR-PG9	MDC-12MR-PG11	MDC-12MR-PG13.5	MDC-12FR-PG9

12" leads are standard. Longer lead lengths are available, please consult the factory for part numbers.
 Stainless Steel is available, add a "SS" suffix (e.g. MDC-5MR-PG11 becomes MDC-5MR-PG11-SS).

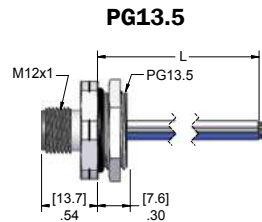
H
Micro-DC (M12) Series Receptacles



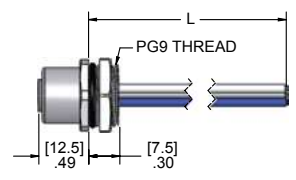
Male Receptacle



Male Receptacle



Male Receptacle



Female Receptacle

Specifications:

Shell:	PG9 & PG11: Nickel Plated Brass PG13.5: Clear Anodized Aluminum	Contacts:	Copper Alloy with Gold Plating
Insulator:	Polyamide	Jam Nut:	Nickel Plated Brass
Wire:	24 AWG: 300V, UL Style 1007/1569	O-Ring:	NBR
		Temperature:	-40°C to 105°C (-40°F to +221°F)



MDC (M12) Series Receptacles

2, 3, 4 & 5 Conductor MDC Series Receptacles, 18/22AWG



Front Mount Receptacles | Metric Threads | 300 Volt, 4 amps | IP69 Rating

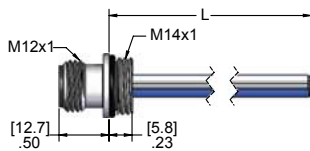


H Micro-DC (M12) Series Receptacles

# of Poles	Male Faceview	Color Code	Rating	Wire AWG	Male Receptacles			Female Receptacles	
					M14 x 1.0	M16 x 1.5	M20 x 1.5	M16 x 1.5	M20 x 1.5
2		3. Brown 4. Blue	300V 4A	18	MDC-2MR-M14-18	MDC-2MR-M16-18	MDC-2MR-M20-18	MDC-2FR-M16-18	MDC-2FR-M20-18
				22	MDC-2MR-M14	MDC-2MR-M16	MDC-2MR-M20	MDC-2FR-M16	MDC-2FR-M20
3		1. Brown 3. Blue 4. Black	300V 4A	18	MDC-3MR-M14-18	MDC-3MR-M16-18	MDC-3MR-M20-18	MDC-3FR-M16-18	MDC-3FR-M20-18
				22	MDC-3MR-M14	MDC-3MR-M16	MDC-3MR-M20	MDC-3FR-M16	MDC-3FR-M20
4		1. Brown 2. White 3. Blue 4. Black	300V 4A	18	MDC-4MR-M14-18	MDC-4MR-M16-18	MDC-4MR-M20-18	MDC-4FR-M16-18	MDC-4FR-M20-18
				22	MDC-4MR-M14	MDC-4MR-M16	MDC-4MR-M20	MDC-4FR-M16	MDC-4FR-M20
5		1. Brown 2. White 3. Blue 4. Black 5. Gray	300V 4A	18	MDC-5MR-M14-18	MDC-5MR-M16-18	MDC-5MR-M20-18	MDC-5FR-M16-18	MDC-5FR-M20-18
				22	MDC-5MR-M14	MDC-5MR-M16	MDC-5MR-M20	MDC-5FR-M16	MDC-5FR-M20

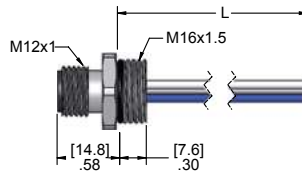
12" leads are standard. Longer lead lengths are available, please consult the factory for part numbers.

M14 Threads



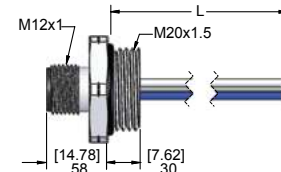
Male Receptacle

M16 Threads

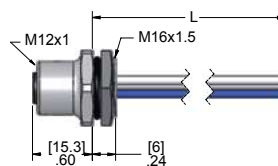


Male Receptacle

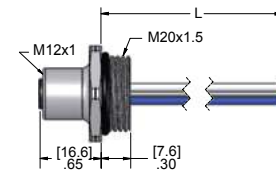
M20 Threads



Male Receptacle



Female Receptacle



Female Receptacle

Specifications:

Shell: M14 x 1.0: Nickel Plated Brass
M16 x 1.5: Nickel Plated Brass
M20 x 1.5: Clear Anodized Aluminum
Insulator: Polyamide
Wire: 18 & 22 AWG: 300V, UL Style 1007/1569

Contacts: Copper Alloy with Gold Plating
Jam Nut: Nickel Plated Brass
O-Ring: NBR
Temperature: -40°C to 105°C (-40°F to +221°F)



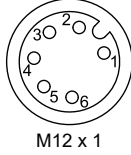
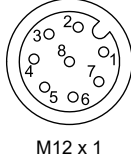
MDC (M12) Series Receptacles

6 & 8 Conductor MDC Series Receptacles, 24AWG

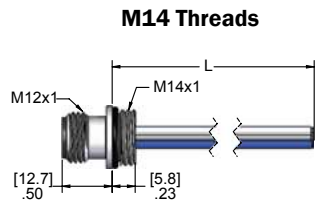


Front Mount Receptacles | Metric Threads | 60 Volt, 2 amps | IP67 Rating

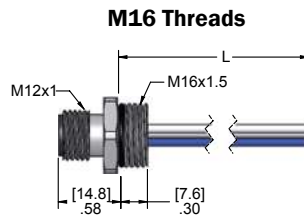


# of Poles	Male Faceview	Color Code	Rating	Wire AWG	Male Receptacles			Female Receptacles	
					M14 x 1.0	M16 x 1.5	M20 x 1.5	M16 x 1.5	M20 x 1.5
6	 M12 x 1	1. Brown 2. White 3. Blue 4. Black 5. Gray 6. Pink	60V 2A	24	MDC-6MR-M14	MDC-6MR-M16	MDC-6MR-M20	MDC-6FR-M16	MDC-6FR-M20
8	 M12 x 1	1. White 2. Brown 3. Green 4. Yellow 5. Gray 6. Pink 7. Blue 8. Red	60V 2A	24	MDC-8MR-M14	MDC-8MR-M16	MDC-8MR-M20	MDC-8FR-M16	MDC-8FR-M20

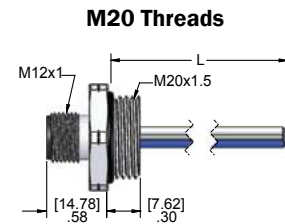
12" leads are standard. Longer lead lengths are available, please consult the factory for part numbers.



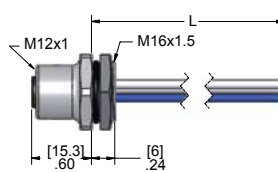
Male Receptacle



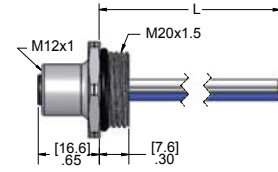
Male Receptacle



Male Receptacle



Female Receptacle



Female Receptacle

Specifications:

Shell: M14 x 1.0: Nickel Plated Brass
 M16 x 1.5: Nickel Plated Brass
 M20 x 1.5: Clear Anodized Aluminum
 Insulator: Polyamide
 Wire: 24 AWG: 300V, UL Style 1007/1569

Contacts: Copper Alloy with Gold Plating
 Jam Nut: Nickel Plated Brass
 O-Ring: NBR
 Temperature: -40°C to 105°C (-40°F to +221°F)

H

Micro-DC (M12) Series Receptacles



MDC (M12) Series Receptacles

10 & 12 Conductor MDC Series Receptacles, 24AWG

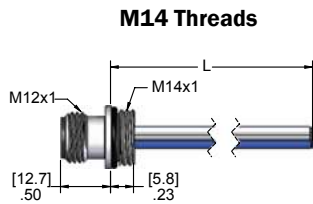


Front Mount Receptacles | Metric Threads | 60 Volt, 2 amps | IP67 Rating

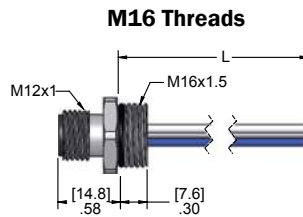
H
Micro-DC (M12) Series Receptacles

# of Poles	Male Faceview	Color Code	Rating	Wire AWG	Male Receptacles			Female Receptacles	
					M14 x 1.0	M16 x 1.5	M20 x 1.5	M16 x 1.5	M20 x 1.5
10		<ol style="list-style-type: none"> 1. White 2. Brown 3. Green 4. Yellow 5. Gray 6. Pink 7. Blue 8. Red 9. Orange 10. Tan 	60V 2A	24	MDC-10MR-M14	MDC-10MR-M16	MDC-10MR-M20	MDC-10FR-M16	MDC-10FR-M20
12		<ol style="list-style-type: none"> 1. White 2. Brown 3. Green 4. Yellow 5. Gray 6. Pink 7. Blue 8. Red 9. Orange 10. Tan 11. Black 12. Violet 	60V 2A	24	MDC-12MR-M14	MDC-12MR-M16	MDC-12MR-M20	MDC-12FR-M16	MDC-12FR-M20

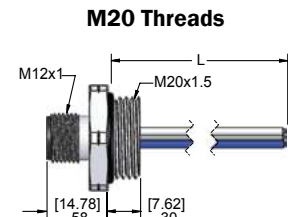
12" leads are standard. Longer lead lengths are available, please consult the factory for part numbers.



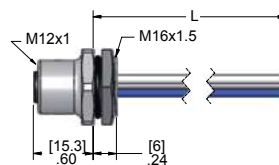
Male Receptacle



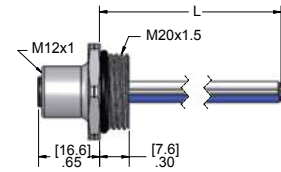
Male Receptacle



Male Receptacle



Female Receptacle



Female Receptacle

Specifications:

Shell: M14 x 1.0: Nickel Plated Brass
M16 x 1.5: Nickel Plated Brass
M20 x 1.5: Clear Anodized Aluminum
Insulator: Polyamide
Wire: 24 AWG: 300V, UL Style 1007/1569

Contacts: Copper Alloy with Gold Plating
Jam Nut: Nickel Plated Brass
O-Ring: NBR
Temperature: -40°C to 105°C (-40°F to +221°F)



MDC (M12) Series Receptacles

2, 3, 4 & 5 Conductor MDC Series Receptacles, 18/22AWG



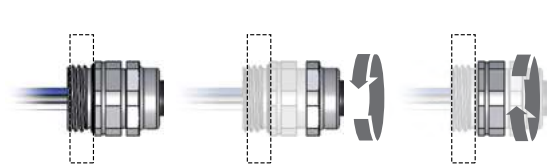
Front Mount Receptacles | Front Lock Nut | PG9 & M16 Threads | 300 Volt, 4 amps | IP69 Rating

These receptacles are designed for thread mount applications that require keyway orientation.



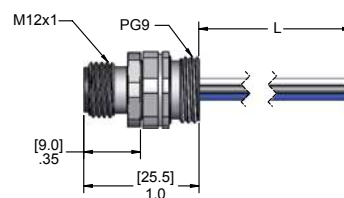
# of Poles	Male Faceview	Color Code	Rating	Wire AWG	PG9 Threads		M16 Threads	
					Male Receptacles	Female Receptacles	Male Receptacles	Female Receptacles
2		1. Not Used 2. Not Used 3. Brown 4. Blue	300V 4A	18	MDC-2MR-FLPG9-18	MDC-2FR-FLPG9-18	MDC-2MR-FLM16-18	MDC-2FR-FLM16-18
				22	MDC-2MR-FLPG9	MDC-2FR-FLPG9	MDC-2MR-FLM16	MDC-2FR-FLM16
3		1. Brown 3. Blue 4. Black	300V 4A	18	MDC-3MR-FLPG9-18	MDC-3FR-FLPG9-18	MDC-3MR-FLM16-18	MDC-3FR-FLM16-18
				22	MDC-3MR-FLPG9	MDC-3FR-FLPG9	MDC-3MR-FLM16	MDC-3FR-FLM16
4		1. Brown 2. White 3. Blue 4. Black	300V 4A	18	MDC-4MR-FLPG9-18	MDC-4FR-FLPG9-18	MDC-4MR-FLM16-18	MDC-4FR-FLM16-18
				22	MDC-4MR-FLPG9	MDC-4FR-FLPG9	MDC-4MR-FLM16	MDC-4FR-FLM16
5		1. Brown 2. White 3. Blue 4. Black 5. Gray	300V 4A	18	MDC-5MR-FLPG9-18	MDC-5FR-FLPG9-18	MDC-5MR-FLM16-18	MDC-5FR-FLM16-18
				22	MDC-5MR-FLPG9	MDC-5FR-FLPG9	MDC-5MR-FLM16	MDC-5FR-FLM16

12" leads are standard. Longer lead lengths are available, please consult the factory for part numbers.



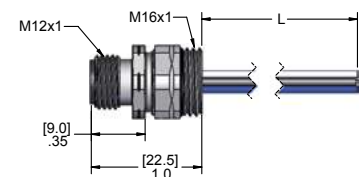
1. Thread the receptacle into your device, leaving a little play between the front connector hex and the locking hex.
2. Adjust the keyway to the orientation you require.
3. Then tighten the locking hex until secure in device.

PG9 Threads

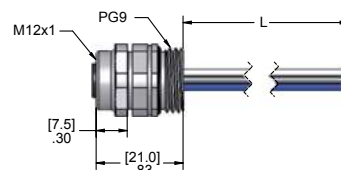


Male Receptacle

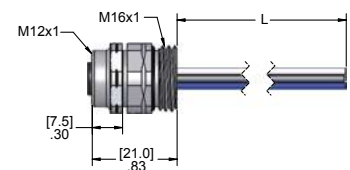
M16 Threads



Male Receptacle



Female Receptacle



Female Receptacle

Specifications:

Shell: Nickel Plated Brass
 Insulator: Polyamide
 Wire: 18, 22 AWG: 300V, UL Style 1007/1569
 Contacts: Copper Alloy with Gold Plating
 O-Ring: FPM & NBR
 Temperature: -40°C to 105°C (-40°F to +221°F)



MDC (M12) Series Receptacles

6, 8, 10 & 12 Conductor MDC Series Receptacles, 24AWG



Front Mount Receptacles | Front Lock Nut | PG9 & M16 Threads | 60 Volt, 2 amps | IP67 Rating



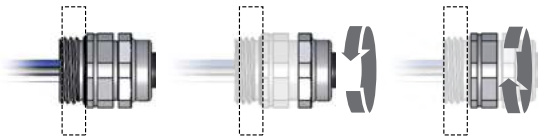
These receptacles are designed for thread mount applications that require keyway orientation.

H

Micro-DC (M12) Series Receptacles

# of Poles	Male Faceview	Color Code	Rating	Wire AWG	PG9 Threads		M16 Threads	
					Male Receptacles	Female Receptacles	Male Receptacles	Female Receptacles
6	 M12 x 1	1. Brown 2. White 3. Blue 4. Black 5. Gray 6. Pink	60V 2A	24	MDC-6MR-FLPG9	MDC-6FR-FLPG9	MDC-6MR-FLM16	MDC-6FR-FLM16
8	 M12 x 1	1. White 2. Brown 3. Green 4. Yellow 5. Gray 6. Pink 7. Blue 8. Red	60V 2A	24	MDC-8MR-FLPG9	MDC-8FR-FLPG9	MDC-8MR-FLM16	MDC-8FR-FLM16
10	 M12 x 1	1. White 2. Brown 3. Green 4. Yellow 5. Gray 6. Pink 7. Blue 8. Red 9. Orange 10. Tan	60V 2A	24	MDC-10MR-FLPG9	MDC-10FR-FLPG9	MDC-10MR-FLM16	MDC-10FR-FLM16
12	 M12 x 1	1. White 2. Brown 3. Green 4. Yellow 5. Gray 6. Pink 7. Blue 8. Red 9. Orange 10. Tan 11. Black 12. Violet	60V 2A	24	MDC-12MR-FLPG9	MDC-12FR-FLPG9	MDC-12MR-FLM16	MDC-12FR-FLM16

12" leads are standard. Longer lead lengths are available, please consult the factory for part numbers.

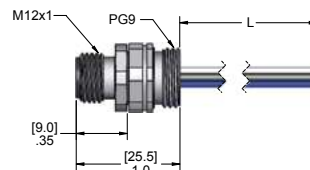


1. Thread the receptacle into your device, leaving a little play between the front connector hex and the locking hex.
2. Adjust the keyway to the orientation you require.
3. Then tighten the locking hex until secure in device.

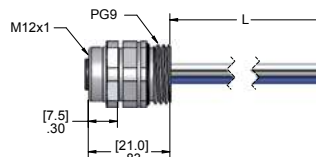
Specifications:

Shell: Nickel Plated Brass
 Insulator: Polyamide
 Wire: 24 AWG: 60V, UL Style 1007/1569
 Contacts: Copper Alloy with Gold Plating
 O-Ring: FPM & NBR
 Temperature: -40°C to 105°C (-40°F to +221°F)

PG9 Threads



Male Receptacle

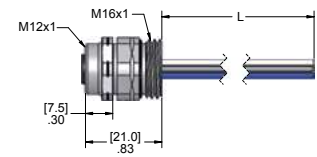


Female Receptacle

M16 Threads



Male Receptacle



Female Receptacle



MDC (M12) Series Receptacles

2, 3, 4 & 5 Conductor MDC Series Receptacles



Solder Cup Receptacles | 1/2"-14 NPT & Metric Threads | 300V, 4A | Non-UL | IP69 Rating

# of Poles	Male Faceview	Rating	Wire AWG	1/2" - 14 NPT Threads		M20 x 1.5 Threads	
				Male Receptacles	Female Receptacles	Male Receptacles	Female Receptacles
2	 M12 x 1	300V 4A MAX	18 AWG MAX	MDC-2MR-2-SC	MDC-2FR-2-SC	MDC-2MR-M20-SC	MDC-2FR-M20-SC
3	 M12 x 1	300V 4A MAX	18 AWG MAX	MDC-3MR-2-SC	MDC-3FR-2-SC	MDC-3MR-M20-SC	MDC-3FR-M20-SC
4	 M12 x 1	300V 4A MAX	18 AWG MAX	MDC-4MR-2-SC	MDC-4FR-2-SC	MDC-4MR-M20-SC	MDC-4FR-M20-SC
5	 M12 x 1	300V 4A MAX	18 AWG MAX	MDC-5MR-2-SC	MDC-5FR-2-SC	MDC-5MR-M20-SC	MDC-5FR-M20-SC

H

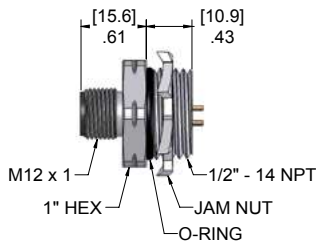
Micro-DC (M12) Series Receptacles

Other mounting threads are available, please consult the factory.

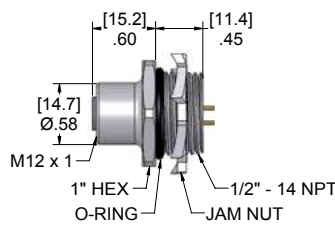
Stainless Steel is available for the 1/2" NPT version, add a "-SS" suffix (e.g. MDC-4MR-2-SC becomes MDC-4MR-2-SC-SS).

1/2"-14NPT Threads

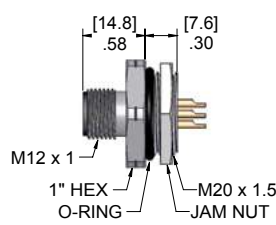
M20 Threads



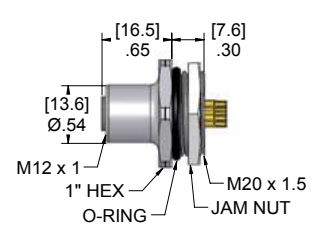
Male Receptacles



Female Receptacles



Male Receptacles



Female Receptacles

Specifications:

Shell: 1/2"-14NPT: Clear Anodized Aluminum
M20 x 1.5: Nickel Plated Brass
Insulator: Polyamide
Contacts: Copper Alloy with Gold Plating

Lock Nut: Zinc Plated Steel
Jam Nut: Nickel Plated Brass
O-Ring: NBR
Temperature: -40°C to 105°C (-40°F to +221°F)



MDC (M12) Series Receptacles

6, 8 10 & 12 Conductor MDC Series Receptacles

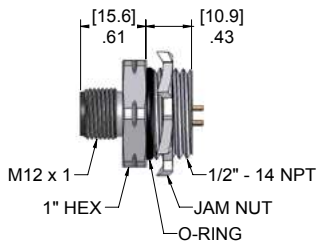


Solder Cup Receptacles | 1/2"-14 NPT & Metric Threads | 60V, 2A | Non-UL | IP67 Rating

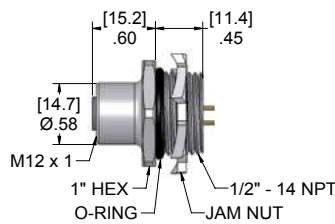
# of Poles	Male Faceview	Rating	Wire AWG	1/2" - 14 NPT Threads		M20 x 1.5 Threads	
				Male Receptacles	Female Receptacles	Male Receptacles	Female Receptacles
6	 M12 x 1	60V 2A MAX	24 AWG MAX	MDC-6MR-2-SC	MDC-6FR-2-SC	MDC-6MR-M20-SC	MDC-6FR-M20-SC
8	 M12 x 1	60V 2A MAX	24 AWG MAX	MDC-8MR-2-SC	MDC-8FR-2-SC	MDC-8MR-M20-SC	MDC-8FR-M20-SC

Other mounting threads are available, please consult the factory.
Stainless Steel is available for the 1/2" NPT version, add a "SS" suffix (e.g. MDC-8MR-2-SC becomes MDC-8MR-2-SC-SS).

1/2"-14NPT Threads

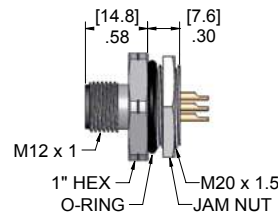


Male Receptacles

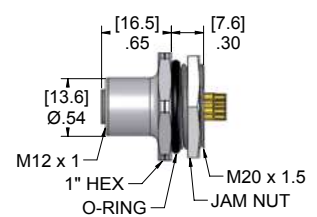


Female Receptacles

M20 Threads



Male Receptacles



Female Receptacles

Specifications:

Shell: 1/2"-14NPT: Clear Anodized Aluminum
M20 x 1.5: Nickel Plated Brass
Insulator: Polyamide
Contacts: Copper Alloy with Gold Plating

Lock Nut: Zinc Plated Steel
Jam Nut: Nickel Plated Brass
O-Ring: NBR
Temperature: -40°C to 105°C (-40°F to +221°F)

H

Micro-DC (M12) Series Receptacles



MDC (M12) Series Receptacles

2, 4 & 5 Conductor MDC Series Receptacles, 18/22AWG



Back Mount Receptacles | PG9 & M20 Threads | 300 Volt, 4 amps | IP69 Rating



# of Poles	Male Faceview	Color Code	Rating	Wire AWG	PG9 Threads		M20 Threads	
					Male Receptacles	Female Receptacles	Male Receptacles	Female Receptacles
2	 M12x1	3. Brown 4. Blue	300V 4A	18	MDC-2MR-BM-18	MDC-2FR-BM-18	MDC-2MR-M20-BM-18	MDC-2FR-M20-BM-18
				22	MDC-2MR-BM	MDC-2FR-BM	MDC-2MR-M20-BM	MDC-2FR-M20-BM
3	 M12x1	1. Brown 3. Blue 4. Black	300V 4A	18	MDC-3MR-BM-18	MDC-3FR-BM-18	MDC-3MR-M20-BM-18	MDC-3FR-M20-BM-18
				22	MDC-3MR-BM	MDC-3FR-BM	MDC-3MR-M20-BM	MDC-3FR-M20-BM
4	 M12x1	1. Brown 2. White 3. Blue 4. Black	300V 4A	18	MDC-4MR-BM-18	MDC-4FR-BM-18	MDC-4MR-M20-BM-18	MDC-4FR-M20-BM-18
				22	MDC-4MR-BM	MDC-4FR-BM	MDC-4MR-M20-BM	MDC-4FR-M20-BM
5	 M12x1	1. Brown 2. White 3. Blue 4. Black 5. Gray	300V 4A	18	MDC-5MR-BM-18	MDC-5FR-BM-18	MDC-5MR-M20-BM-18	MDC-5FR-M20-BM-18
				22	MDC-5MR-BM	MDC-5FR-BM	MDC-5MR-M20-BM	MDC-5FR-M20-BM

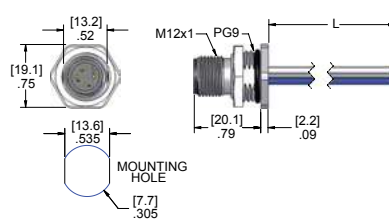
12" leads are standard. Longer lead lengths are available, please consult the factory for part numbers.

Specifications:

Shell: Nickel Plated Brass
 Insulator: Polyamide
 Wire: 18 & 22 AWG: 300V, UL Style 1007/1569
 Contacts: Copper Alloy with Gold Plating
 O-Ring: NBR
 Jam Nut: Nickel Plated Brass
 Temperature: -40°C to 105°C (-40°F to +221°F)

PG9 Threads

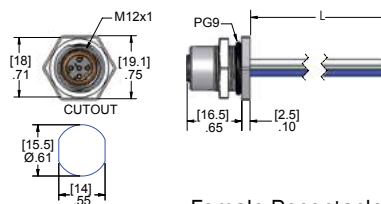
M20 Threads



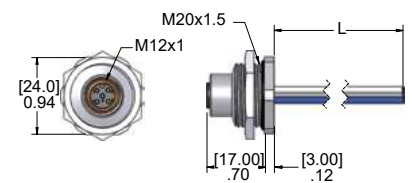
Male Receptacle



Male Receptacle



Female Receptacle



Female Receptacle

H
Micro-DC (M12) Series Receptacles



MDC (M12) Series Receptacles

6, 8, 10 & 12 Conductor MDC Series Receptacles, 24AWG



Back Mount Receptacles | 60 Volt, 2 amps | IP67 Rating



H

Micro-DC (M12) Series Receptacles

# of Poles	Male Faceview	Color Code	Rating	Wire AWG	PG9 Threads		M20 Threads	
					Male Receptacles	Female Receptacles	Male Receptacles	Female Receptacles
6		1. Brown 2. White 3. Blue 4. Black 5. Gray 6. Pink	60V 2A	24	MDC-6MR-BM	MDC-6FR-BM	MDC-6MR-M20-BM	MDC-6FR-M20-BM
8		1. White 2. Brown 3. Green 4. Yellow 5. Gray 6. Pink 7. Blue 8. Red	60V 2A	24	MDC-8MR-BM	MDC-8FR-BM	MDC-8MR-M20-BM	MDC-8FR-M20-BM
10		1. White 2. Brown 3. Green 4. Yellow 5. Gray 6. Pink 7. Blue 8. Red 9. Orange 10. Tan	60V 2A	24	MDC-10MR-BM	MDC-10FR-BM	MDC-10MR-M20-BM	MDC-10FR-M20-BM
12		1. White 2. Brown 3. Green 4. Yellow 5. Gray 6. Pink 7. Blue 8. Red 9. Orange 10. Tan 11. Black 12. Violet	60V 2A	24	MDC-12MR-BM	MDC-12FR-BM	MDC-12MR-M20-BM	MDC-12FR-M20-BM

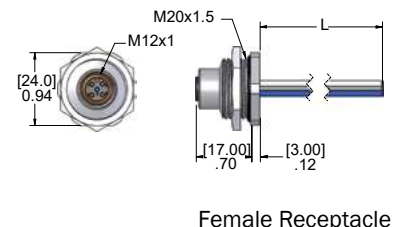
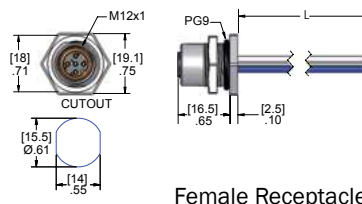
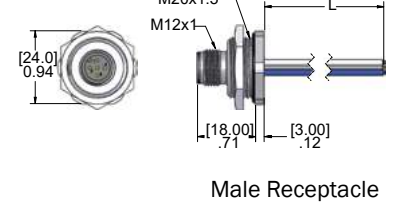
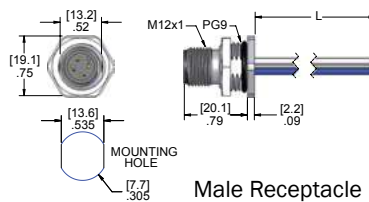
12" leads are standard. Longer lead lengths are available, please consult the factory for part numbers.

Specifications:

Shell: Nickel Plated Brass
 Insulator: Polyamide
 Wire: 24 AWG: 60V,
 UL Style 1007/1569
 Contacts: Copper Alloy with Gold Plating
 O-Ring: NBR
 Jam Nut: Nickel Plated Brass
 Temperature: -40°C to 105°C (-40°F to +221°F)

PG9 Threads

M20 Threads





MDC (M12) Series Receptacles

4 & 5 Conductor MDC Series Receptacles

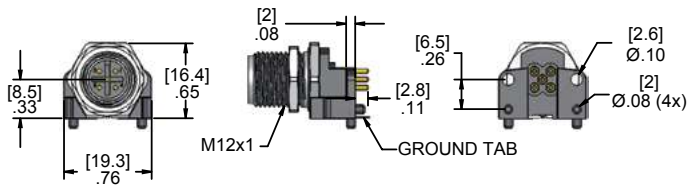


PCB Mount Male Receptacles | 250 Volt, 4 amps | IP69/IP67 Rating

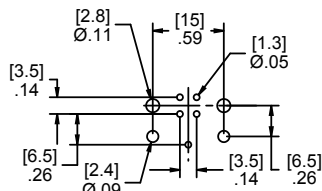
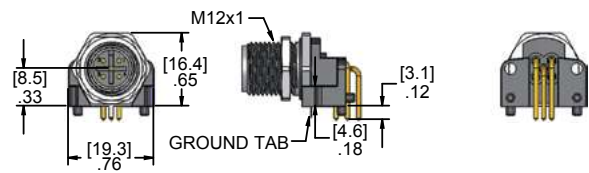


# of Poles	Male Faceview	Rating	Style	Straight	Right Angle
4	<p>M12 x 1</p>	250V 4A	PCB Mount IP69	MDC-4MR-PCB	MDC-4MR-PCB-R
			PCB Mount w/ Ground Tab IP67	MDCM-4MR-PCB	MDCM-4MR-PCB-R
5	<p>M12 x 1</p>	250V 4A	PCB Mount IP69	MDC-5MR-PCB	MDC-5MR-PCB-R
			PCB Mount w/ Ground Tab IP67	MDCM-5MR-PCB	MDCM-5MR-PCB-R

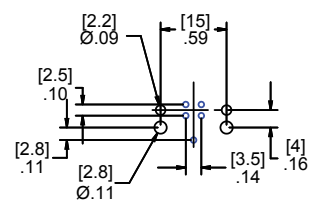
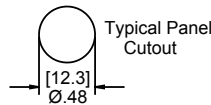
Male Straight



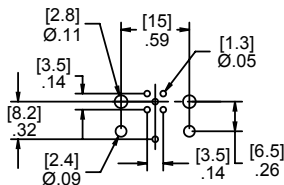
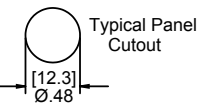
Male Right Angle



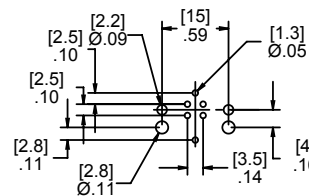
4 Pole Female Straight Layout



4 Pole Female Right Angle Layout



5 Pole Female Straight Layout



5 Pole Female Right Angle Layout

Specifications:

Body: Polyamide
 Contacts: Copper Alloy with Gold Plating
 Shell: Nickel Plated Brass

O-Ring: NBR
 Jam Nut: Nickel Plated Brass
 Temperature: -40°C to 105°C (-40°F to +221°F)

H

Micro-DC (M12) Series Receptacles



MDC (M12) Series Receptacles

4 & 5 Conductor MDC Series Receptacles

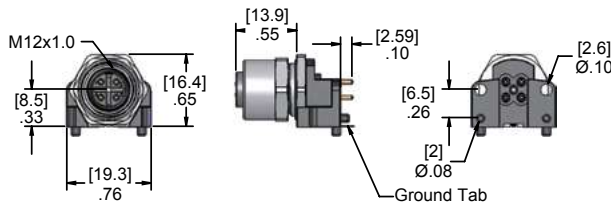


PCB Mount Female Receptacles | 250 Volt, 4 amps | IP69/IP67 Rating

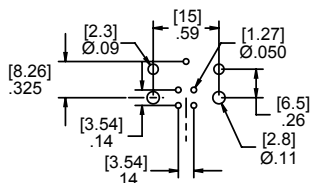
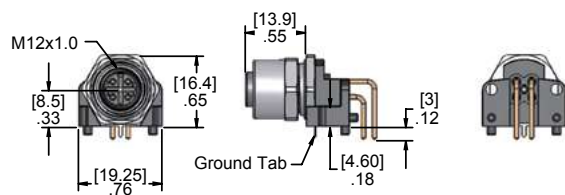


# of Poles	Female Faceview	Rating	Style	Straight	Right Angle
4	<p>M12 x 1</p>	250V 4A	PCB Mount IP69	MDC-4FR-PCB	MDC-4FR-PCB-R
			PCB Mount w/ Ground Tab IP67	MDCM-4FR-PCB	MDCM-4FR-PCB-R
5	<p>M12 x 1</p>	250V 4A	PCB Mount IP69	MDC-5FR-PCB	MDC-5FR-PCB-R
			PCB Mount w/ Ground Tab IP67	MDCM-5FR-PCB	MDCM-5FR-PCB-R

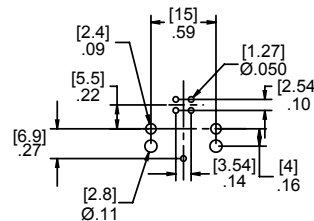
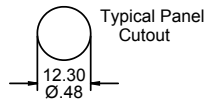
Female Straight



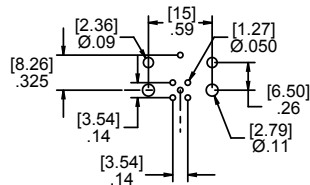
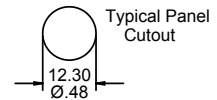
Female Right Angle



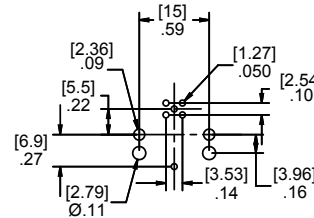
4 Pole Female Straight Layout



4 Pole Female Right Angle Layout



5 Pole Female Straight Layout



5 Pole Female Right Angle Layout

Specifications:

Body: Polyamide
 Contacts: Copper Alloy with Gold Plating
 Shell: Nickel Plated Brass

O-Ring: NBR
 Jam Nut: Nickel Plated Brass
 Temperature: -40°C to 105°C (-40°F to +221°F)

H

Micro-DC (M12) Series Receptacles




MDC (M12) Series Receptacles

8 Conductor MDC Series Receptacles

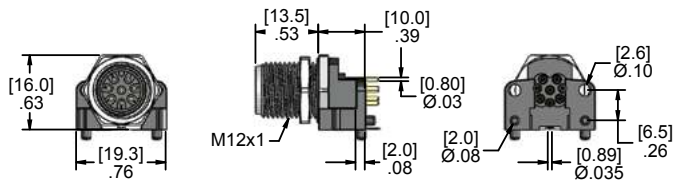


PCB Mount Receptacles | 30 Volt, 2 amps | IP67 Rating

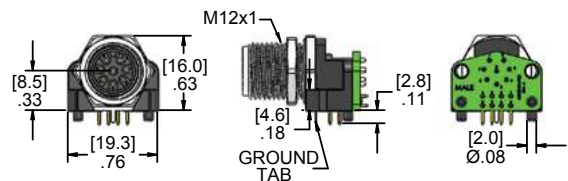


# of Poles	Male Faceview	Rating	Style	Male Receptacles		Female Receptacles	
				Straight	Right Angle	Straight	Right Angle
8	 M12 x 1	30V 2A	PCB Mount	MDC-8MR-PCB	MDC-8MR-PCB-R	MDC-8FR-PCB	MDC-8FR-PCB-R
			PCB Mount w/ Ground Tab	MDCM-8MR-PCB	MDCM-8MR-PCB-R	MDCM-8FR-PCB	MDCM-8FR-PCB-R

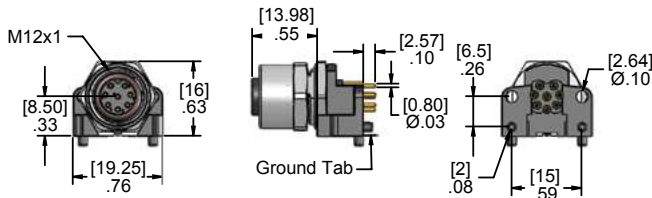
Male Straight



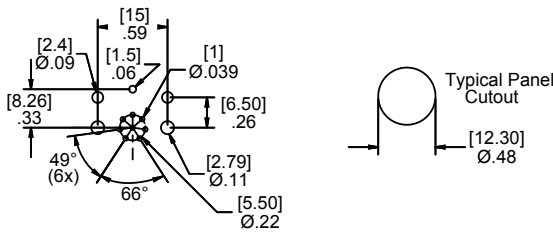
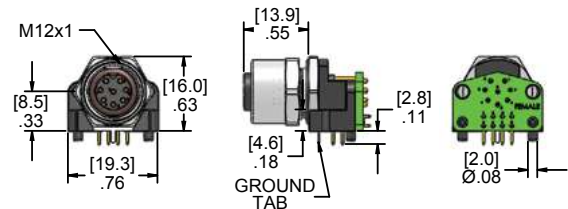
Male Right Angle



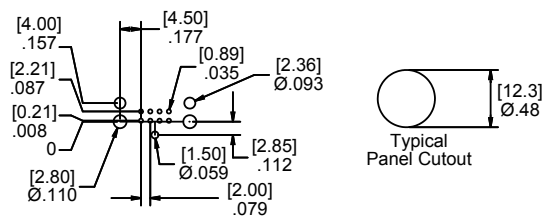
Female Straight



Female Right Angle



Straight Layout



Right Angle Layout

Specifications:

- Body: Polyamide
- Contacts: Copper Alloy with Gold Plating
- Shell: Nickel Plated Brass
- O-Ring: NBR
- Jam Nut: Nickel Plated Brass
- Temperature: -40°C to 105°C (-40°F to +221°F)

H

Micro-DC (M12) Series Receptacles



MDC (M12) Series Receptacles

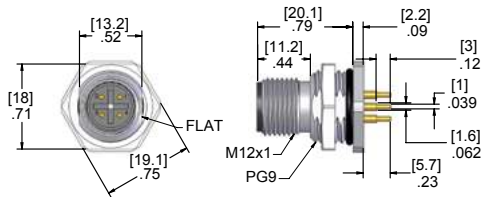
2, 4, 5 & 8 Conductor MDC Series Receptacles



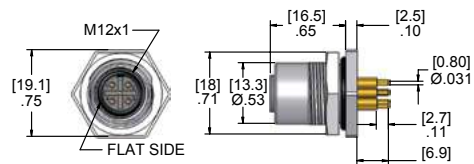
Back Mount PCB Receptacles | 300V, 4A | 60V, 1.5A | IP69/IP67 Rating

H Micro-DC (M12) Series Receptacles

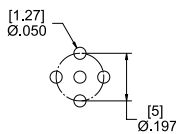
# of Poles	Male Faceview	Rating	Male Receptacles	Female Receptacles	Female Faceview
2 IP69	 M12 x 1	300V 4A	MDC-2MR-BM-PCB	MDC-2FR-BM-PCB	 M12 x 1
4 IP69	 M12 x 1	300V 4A	MDC-4MR-BM-PCB	MDC-4FR-BM-PCB	 M12 x 1
5 IP69	 M12 x 1	300V 4A	MDC-5MR-BM-PCB	MDC-5FR-BM-PCB	 M12 x 1
8 IP67	 M12 x 1	60V 1.5A	MDC-8MR-BM-PCB	MDC-8FR-BM-PCB	 M12 x 1



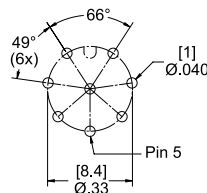
Male Receptacle



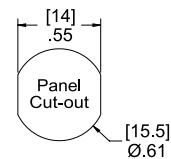
Female Receptacle



4 & 5 Pole PCB Layout



8 Pole PCB Layout



Specifications:

Shell: Nickel Plated Brass
 Insulator: Polyamide
 Contacts: Copper Alloy with Gold Plating

Jam Nut: Nickel Plated Brass
 O-Ring: NBR
 Temperature: -40°C to 105°C (-40°F to +221°F)



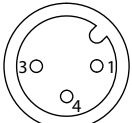
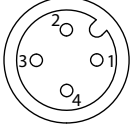
MDC (M12) Series Receptacles

2, 3, 4 & 5 Conductor MDC Series Receptacles, 18/22AWG



Panel Mount Male Receptacles | 300 Volt, 4 amps | IP69 Rating

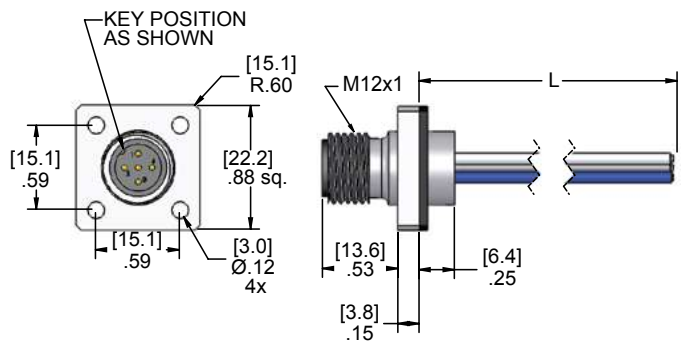


# of Poles	Male Faceview	Color Code	Rating	Wire AWG	Male Receptacles
2	 <p>M12 x 1</p>	3. Brown 4. Blue	300V 4A	18 AWG	MDC-2MR-PM-18
				22 AWG	MDC-2MR-PM
3	 <p>M12 x 1</p>	1. Brown 3. Blue 4. Black	300V 4A	18 AWG	MDC-3MR-PM-18
				22 AWG	MDC-3MR-PM
4	 <p>M12 x 1</p>	1. Brown 2. White 3. Blue 4. Black	300V 4A	18 AWG	MDC-4MR-PM-18
				22 AWG	MDC-4MR-PM
5	 <p>M12 x 1</p>	1. Brown 2. White 3. Blue 4. Black 5. Gray	300V 4A	18 AWG	MDC-5MR-PM-18
				22 AWG	MDC-5MR-PM

12" leads are standard. Longer lead lengths are available, please consult the factory for part numbers.

Specifications:

Shell: Nickel Plated Brass
 Insulator: Polyamide
 Wire: 18 & 22 AWG: 300V
 UL Style 1007/1569
 Contacts: Copper Alloy with Gold Plating
 Gasket: NBR
 Temperature: -40°C to 105°C (-40°F to +221°F)



H

Micro-DC (M12) Series Receptacles



MDC (M12) Series Receptacles

6, 8, 10, & 12 Conductor MDC Series Receptacles, 24AWG



Panel Mount Male Receptacles | 60 Volt, 2 amps | IP67 Rating



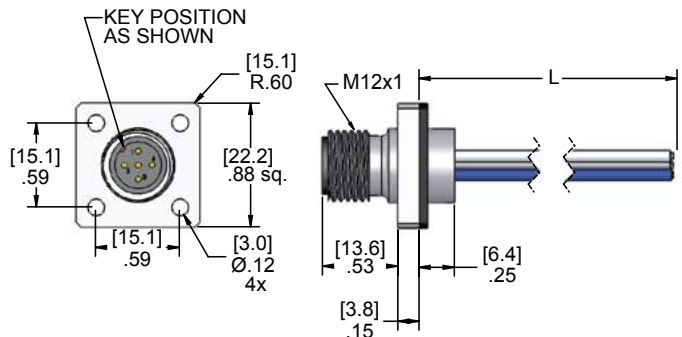
H
Micro-Dc (M12) Series Receptacles

# of Poles	Male Faceview	Color Code	Rating	Wire AWG	Male Receptacles
6	 M12 x 1	<ol style="list-style-type: none"> 1. Brown 2. White 3. Blue 4. Black 5. Gray 6. Pink 	60V 2A	24 AWG	MDC-6MR-PM
8	 M12 x 1	<ol style="list-style-type: none"> 1. White 2. Brown 3. Green 4. Yellow 5. Gray 6. Pink 7. Blue 8. Red 	60V 2A	24 AWG	MDC-8MR-PM
10	 M12 x 1	<ol style="list-style-type: none"> 1. White 2. Brown 3. Green 4. Yellow 5. Gray 6. Pink 7. Blue 8. Red 9. Orange 10. Tan 	60V 2A	24 AWG	MDC-10MR-PM
12	 M12 x 1	<ol style="list-style-type: none"> 1. White 2. Brown 3. Green 4. Yellow 5. Gray 6. Pink 7. Blue 8. Red 9. Orange 10. Tan 11. Black 12. Violet 	60V 2A	24 AWG	MDC-12MR-PM

12" leads are standard. Longer lead lengths are available, please consult the factory for part numbers.

Specifications:

Shell: Nickel Plated Brass
 Insulator: Polyamide
 Wire: 24 AWG: 300V
 UL Style 1007/1569
 Contacts: Copper Alloy with Gold Plating
 Gasket: NBR
 Temperature: -40°C to 105°C (-40°F to +221°F)





MDC (M12) Series Receptacles

4, 5 & 8 Conductor MDC Series Receptacles



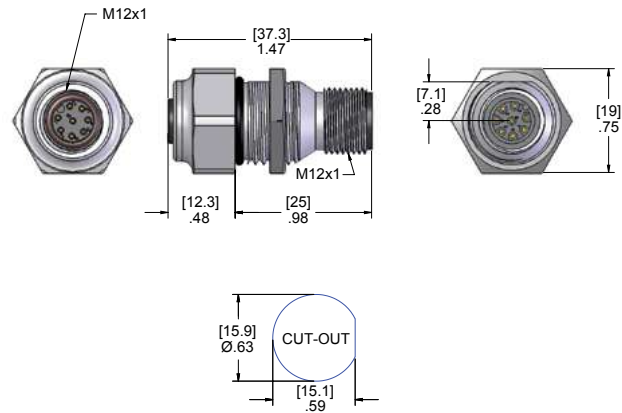
Through Panel Mount Receptacles | Male to Female | 300V, 4A | IP69/IP67 Rating



# of Poles	Male Faceview	Rating	Wiring	Part Number	Female Faceview
4 IP69	 M12 x 1	250V 4A	1 to 1 2 to 2 3 to 3 4 to 4	MDC-4MFR-TM	 M12 x 1
5 IP69	 M12 x 1	300V 4A	1 to 1 2 to 2 3 to 3 4 to 4 5 to 5	MDC-5MFR-TM	 M12 x 1
8 IP67	 M12 x 1	60V 2A	1 to 1 2 to 2 3 to 3 4 to 4 5 to 5 6 to 6 7 to 7 8 to 8	MDC-8MFR-TM	 M12 x 1

Specifications:

- Shell: Clear Anodized Aluminum
- Insulator: Polyamide
- Contacts: Copper Alloy with Gold Plating
- Jam Nut: Nickel Plated Brass
- O-Ring: NBR
- Temperature: -40°C to 105°C (-40°F to +221°F)



H

Micro-DC (M12) Series Receptacles



MDC (M12) Series Receptacles

3, 4, 5, 6 & 8 Conductor MDC Series Solder Cup Inserts



Solder Cup Inserts | Male | 300V Max, 4A Max

H
Micro-DC (M12) Series Receptacles

# of Poles	Male Faceview	Rating	Wire AWG	Part Number	Housing Style
3	 M12x1	300V Max 4A Max	Up to 18 AWG	MDC-3MR-IN-SC	
4	 M12x1	300V Max 4A Max	Up to 18 AWG	MDC-4MR-IN-SC	
5	 M12x1	60V Max 2A Max	Up to 18 AWG	MDC-5MR-IN-SC	
6	 M12 x 1	60V Max 2A Max	Up to 22 AWG	MDC-6MR-IN-SC	
8	 M12 x 1	60V Max 2A Max	Up to 22 AWG	MDC-8MR-IN-SC	

Specifications:

- Insert: Black Polyamide
- Contacts: Copper Alloy with Gold Plating
- O-Ring: NBR
- Temperature: -40°C to 105°C (-40°F to +221°F)



MDC (M12) Series Receptacles

4 & 5 Conductor MDC Series Conduit Adapters



Conduit Adapters | 1 & 2 Port | 300 Volt, 4 amps | IP67 Rating

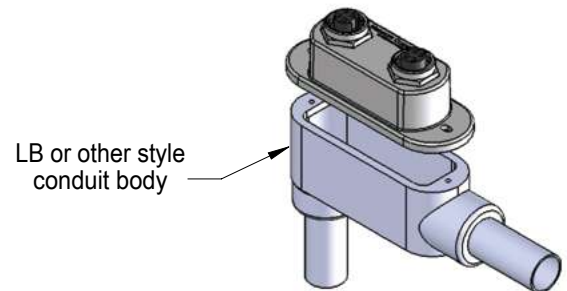


# of Poles	Faceview	Rating	# of Ports	Part Number	Body Style	Circuit
4	 1 = BROWN 2 = WHITE 3 = BLUE 4 = BLACK	300V 4A	1 Port	MDC-1-4FR-CA		
			2 Port	MDC-2-4FR-CA		
5	 1 = BROWN 2 = WHITE 3 = BLUE 4 = BLACK 5 = GRAY	300V 4A	1 Port	MDC-1-5FR-CA		
			2 Port	MDC-2-5FR-CA		

H
Micro-DC (M12) Series Receptacles

Specifications:

- Housing: Glass Filled PBT
- Recp. Shell: Nickel Plated Brass
- Insert: Polyamide
- Contacts: Copper Alloy with Gold Plating
- Gasket: NBR
- Temperature: -40°C to 70°C (-40°F to +158°F)



Remove existing Conduit Body cover and replace with Mencom Conduit Adapter.

Works with all standard 3/4" NPT conduit bodies, including Form 8 and Mark 9 adapters. (screws are included with adapter)



MDC (M12) Series Accessories

MDC Series Jam & Lock Nuts



NPT, PG & Metric Threads

H
Micro-DC (M12) Series Receptacles

Jam Nuts					
Style	Part #	Thread	A	Thickness	Material
	214M	1/4" NPT	17.3 mm	3.2 mm	Zinc Plated Steel
	207M	PG 7	15 mm	2.8mm	Nickel Plated Brass
	209M	PG 9	18 mm	3.0 mm	Nickel Plated Brass
	213M	PG 13.5	21 mm	3.0 mm	Nickel Plated Brass
	2M16M	M16 x 1.5	19 mm	2.8 mm	Nickel Plated Brass
	2M20M	M20 x 1.5	24 mm	3.0 mm	Nickel Plated Brass
Lock Nut					
	212M	1/2" NPT	28.5 mm	3.3 mm	Zinc Plated Steel